

## Features

- Multiturn / Cermet / Sealed
- Listed on the QPL per MIL-PRF-22097
- Panel mount option available
- For trimmer applications/processing guidelines, [click here](#)

## RJ22 - 1/2" Square Trimpot® Trimming Potentiometer

### Electrical Characteristics

Standard Resistance Range	10 ohms to 1 megohm
(see standard resistance table)	
Resistance Tolerance	±10 % std.
Absolute Minimum Resistance	1 ohm max.
Contact Resistance Variation	2 % or 2 ohms max.
(whichever is greater)	
Adjustability	
Voltage	±0.01 %
Resistance	±0.05 %
Resolution	Infinite
Insulation Resistance	500 vdc.
	1,000 megohms min.
Dielectric Strength	
Sea Level	1,000 vac
80,000 Feet	400 vac
Effective Travel	25 turns nom.

### Environmental Characteristics

Power Rating @ 85 °C (400 volts max.)	0.50 watt
Power Rating @ 150 °C	0 watt
Temperature Range	-65 °C to +150 °C
Temperature Coefficient	±100 ppm/°C
Seal Test	85 °C Fluorinert*
(pin styles only)	
Humidity	MIL-STD-202 Method 106
	(1 % ΔTR; 10 Megohms IR)
Vibration	20 G (1 % ΔTR; 1 % ΔVR)
Shock	100 G (1 % ΔTR; 1 % ΔVR)
Load Life	1,000 hours 0.5 watt @ 85 °C
	(2 % ΔTR; 1 % ΔVR)
Rotational Life	200 cycles
	2 % ΔTR

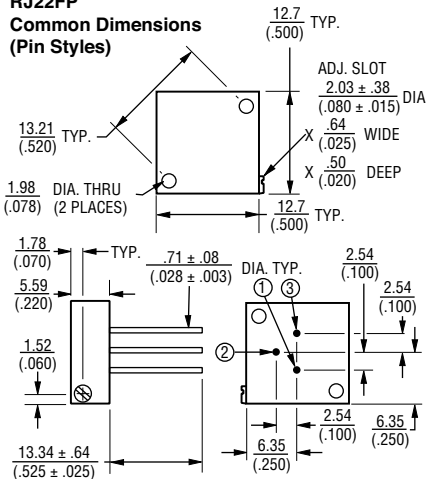
### Physical Characteristics

Torque	5.0 oz-in. max.
Mechanical Stops	Wiper idles
Terminals	MIL-STD-202; Method 208
Flexible leads	(7 strands of 30 AWG)
Weight	0.065 oz.
Wiper	50 % (Actual TR) ±10 %
Flammability	U.L. 94V-0
Machine Screw Mounting	
Torque	12 oz-in. max.
Marking	Mil-spec part number
Standard Packaging	
X, P & W Styles	25 pcs. per tube
L Style	25 pcs. per bag
Adjustment Tool	H-90

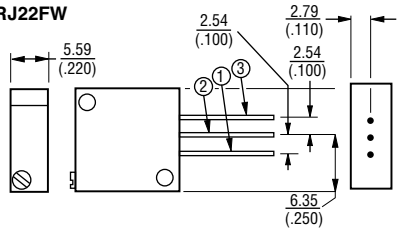
### Product Dimensions

#### RJ22FP

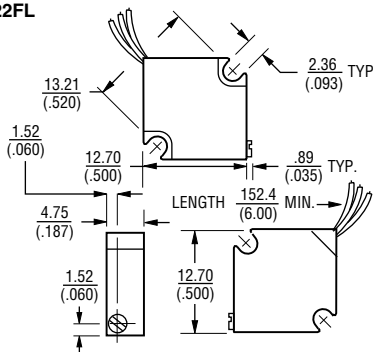
#### Common Dimensions (Pin Styles)



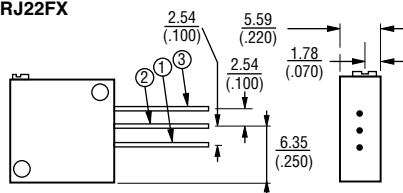
#### RJ22FW



#### RJ22FL



#### RJ22FX

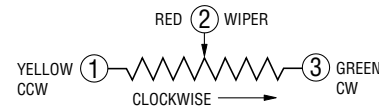


### How To Order

MIL-PRF-22097	<b>RJ22 F W 103</b>
Model	_____
Characteristic	_____
F = ±100 ppm/°C Temp. Coeff. Max.	
Terminal Style	_____
Resistance Code	_____

### Standard Resistance Table

Resistance (Ohms)	Resistance Code
10	100
20	200
50	500
100	101
200	201
500	501
1,000	102
2,000	202
5,000	502
10,000	103
20,000	203
25,000	253
50,000	503
100,000	104
250,000	254
500,000	504
1,000,000	105



DIMENSIONS:  $\frac{\text{MM}}{\text{(INCHES)}}$

TOLERANCES: ±  $\frac{0.25}{(.010)}$  EXCEPT WHERE NOTED

REV. 04/14

\*RoHS Directive 2002/95/EC Jan. 27, 2003 including annex and RoHS Recast 2011/65/EU June 8, 2011.

"Trimpot" is a registered trademark of Bourns, Inc.

Specifications are subject to change without notice.

The device characteristics and parameters in this data sheet can and do vary in different applications and actual device performance may vary over time.

Users should verify actual device performance in their specific applications.