

Features

- Multiturn / Cermet / Industrial / Sealed
- Standoffs
- Listed on the QPL per MIL-PRF-22097 and High-Rel MIL-PRF-39035
- For trimmer applications/processing guidelines, [click here](#)

RJ24/RJR24 - 3/8" Square Trimpot® Trimming Potentiometer

Electrical Characteristics

Standard Resistance Range 10 ohms to 1 megohm
 (see standard resistance table)
 Resistance Tolerance ±10 % std.
 Absolute Minimum Resistance
 RJ24 2 % or 20 ohms max.
 (whichever is greater)
 RJR24 2 % or 2 ohms max.
 (whichever is greater)
 Contact Resistance Variation
 3.0 % or 3 ohms max.
 (whichever is greater)
 Adjustability
 Voltage ±0.01 %
 Resistance ±0.05 %
 Resolution Infinite
 Insulation Resistance 500 vdc.
 1,000 megohms min.
 Dielectric Strength
 Sea Level 1,000 vac
 80,000 Feet 400 vac
 Effective Travel 25 turns nom.

Environmental Characteristics

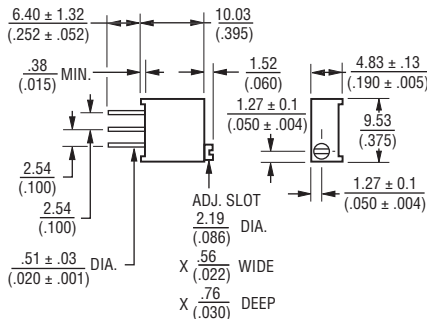
Power Rating (300 volts max.)
 85 °C 0.5 watt
 150 °C 0 watt
 Temperature Range
 -55 °C to +150 °C
 Temperature Coefficient
 ±100 ppm/°C
 Seal Test 85 °C Fluorinert*
 Humidity MIL-STD-202 Method 106
 RJ24 96 hours
 (1 % ΔTR, 10 Megohms IR)
 RJR24 96 hours
 (1 % ΔTR, 100 Megohms IR)
 Vibration 20 G (1 % ΔTR; 1 % ΔVR)
 Shock 100 G (1 % ΔTR; 1 % ΔVR)
 Load Life
 RJ24 1,000 hours 0.5 watt @ 85 °C
 (2 % ΔTR; 10 % ΔVR)
 RJR24 10,000 hours 0.5 watt @ 85 °C
 (3 % ΔTR)
 Rotational Life 200 cycles (2 % ΔTR)

Physical Characteristics

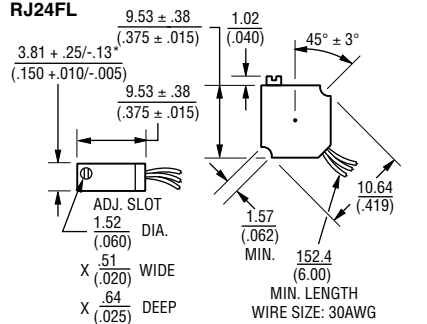
Torque 5.0 oz-in. max.
 Mechanical Stops Wiper idles
 Terminals Mil-Std 202, Method 208
 Weight 0.025 oz.
 Marking Mil-spec part number,
 date code
 Wiper 50 % (Actual TR) ±10 %
 Flammability U.L. 94V-0
 Standard Packaging 50 pcs. per tube
 Adjustment Tool H-90

Product Dimensions

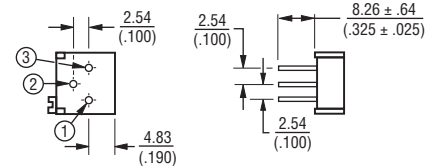
Common Dimensions



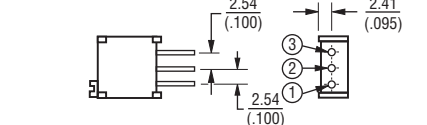
RJ24FL



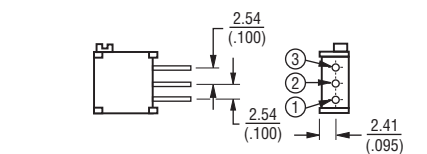
RJ24FP/RJR24FP



RJ24FW/RJR24FW



RJ24FX/RJR24FX



DIMENSIONS: $\frac{\text{MM}}{\text{(INCHES)}}$

TOLERANCES: ± $\frac{0.25}{(.010)}$ EXCEPT WHERE NOTED

How To Order

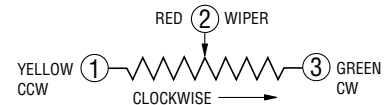
MIL-PRF-22097 **RJ24 F L 202**
 Model _____
 Characteristic _____
 F = ±100 ppm/°C Temp. Coeff. Max.
 Terminal Style _____
 Resistance Code _____

How To Order

MIL-PRF-39035 **RJR24 F W 502 R**
 Model _____
 Characteristic _____
 F = ±100 ppm/°C Temp. Coeff. Max.
 Terminal Style _____
 Resistance Code _____
 Failure Rate
 M = 1.0 %
 P = 0.1 %
 R = 0.01 %

Standard Resistance Table

Resistance (Ohms)	Resistance Code
10	100
20	200
50	500
100	101
200	201
500	501
1,000	102
2,000	202
5,000	502
10,000	103
20,000	203
25,000	253
50,000	503
100,000	104
200,000	204
250,000	254
500,000	504
1,000,000	105



REV. 04/14

*RoHS Directive 2002/95/EC Jan. 27, 2003 including annex and RoHS Recast 2011/65/EU June 8, 2011.

"Trimpot" is a registered trademark of Bourns, Inc.

Specifications are subject to change without notice.

Users should verify actual device performance in their specific applications.

The device characteristics and parameters in this data sheet can and do vary in different applications and actual device performance may vary over time.