

Features

- Multiturn / Cermet / Industrial / Sealed
- Standoffs allow through PC board washing
- Tape and reel packaging available
- RoHS compliant* version available
- For trimmer applications/processing guidelines, [click here](#)

3266 - 1/4" Square Trimpot® Trimming Potentiometer

Electrical Characteristics

Standard Resistance Range10 ohms to 1 megohm
(see standard resistance table)

Resistance Tolerance ±10 % std.

Absolute Minimum Resistance 1 % or 2 ohms max.
(whichever is greater)

Contact Resistance Variation 3.0 % or 3 ohms max.
(whichever is greater)

Adjustability

Voltage Divider ±0.02 %

Rheostat ±0.05 %

Resolution Infinite

Insulation Resistance 500 vdc.
1,000 megohms min.

Dielectric Strength

Sea Level 600 vac

80,000 Feet 250 vac

Effective Travel 12 turns nom.

Environmental Characteristics

Power Rating (300 volts max.)

70 °C 0.25 watt

150 °C 0 watt

Temperature Range ... -55 °C to +125 °C

Temperature Coefficient ... ±100 ppm/°C

Seal Test 85 °C Fluorinert†

Humidity MIL-STD-202 Method 103
96 hours (2 % ΔTR, 10 Megohms IR)

Vibration 30 G (1 % ΔTR; 1 % ΔVR)

Shock 100 G (1 % ΔTR; 1 % ΔVR)

Load Life... 1,000 hours 0.25 watt 70 °C
(3 % ΔTR; 3 % CRV)

Rotational Life 200 cycles
(4 % ΔTR; 3 % or 3 ohms, whichever is greater, CRV)

Physical Characteristics

Torque 3.0 oz-in. max.

Mechanical Stops Wiper idles

Terminals Solderable pins

Weight 0.015 oz.

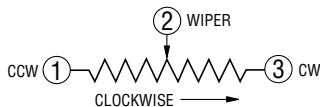
Marking Manufacturer's trademark, resistance code, wiring diagram, date code, manufacturer's model number and style

Wiper 50 % (Actual TR) ±10 %

Flammability U.L. 94V-0

Standard Packaging 50 pcs. per tube

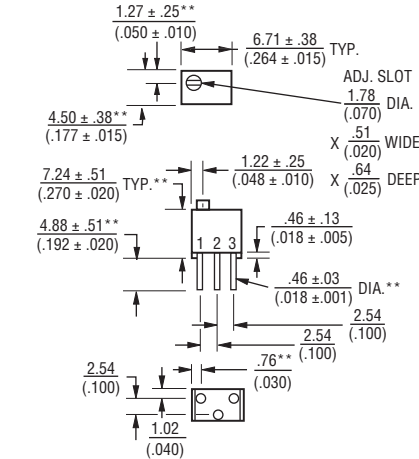
Adjustment Tool H-90



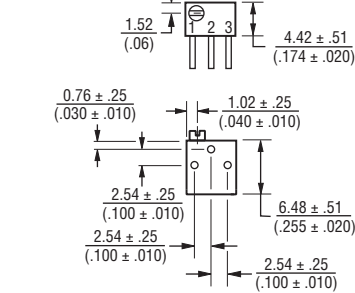
Product Dimensions

3266W

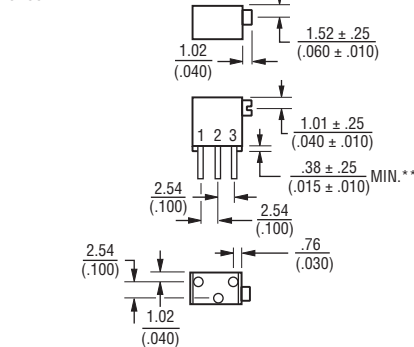
Common Dimensions



3266P



3266X

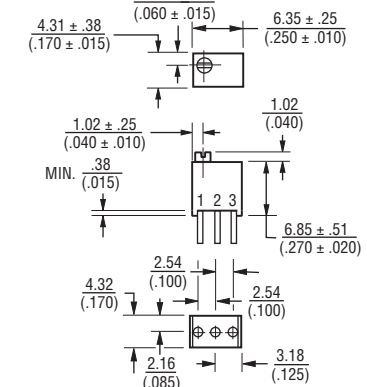


**Common dimensions

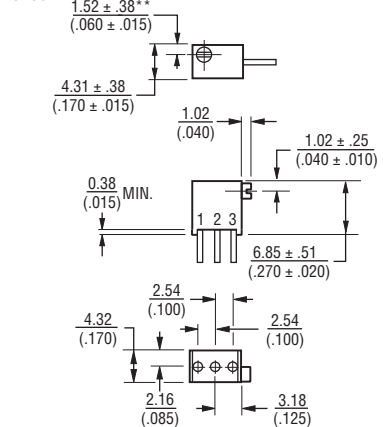
DIMENSIONS: $\frac{\text{MM}}{\text{(INCHES)}}$

TOLERANCES: ± $\frac{0.25}{(.010)}$ EXCEPT WHERE NOTED

3266Y



3266Z



How To Order

Model 3266 W - 1 - 103 LF

Style _____

Standard or Modified Product Indicator _____
-1 = Standard Product

Resistance Code _____

Packaging Designator _____
Blank = Tube (Standard)
R = Tape and Reel (Z and Y Pin Styles Only)
A = Ammo Pack (Z and Y Pin Styles Only)

Terminations _____
LF = 100 % Tin-plated (RoHS compliant)
Blank = 90 % Tin / 10 % Lead-plated (Standard)

Consult factory for other available options.

*RoHS Directive 2002/95/EC Jan. 27, 2003 including annex and RoHS Recast 2011/65/EU June 8, 2011.

†"Fluorinert" is a registered trademark of 3M Co. Specifications are subject to change without notice.

The device characteristics and parameters in this data sheet can and do vary in different applications and actual device performance may vary over time. Users should verify actual device performance in their specific applications.

3266 - 1/4 " Square Trimpot® Trimming Potentiometer

BOURNS®

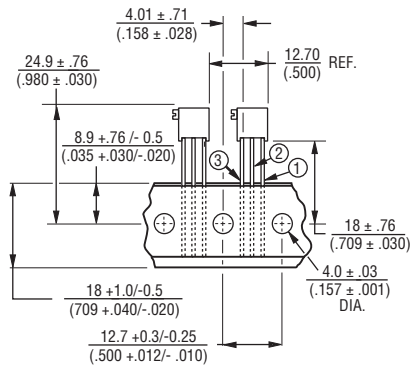
Standard Resistance Table

Resistance (Ohms)	Resistance Code
10	100
100	101
200	201
500	501
1,000	102
2,000	202
5,000	502
10,000	103
20,000	203
25,000	253
50,000	503
100,000	104
200,000	204
250,000	254
500,000	504
1,000,000	105

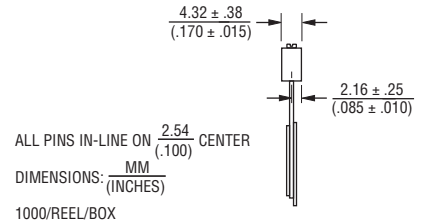
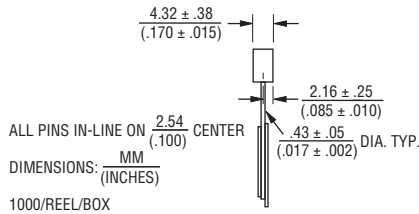
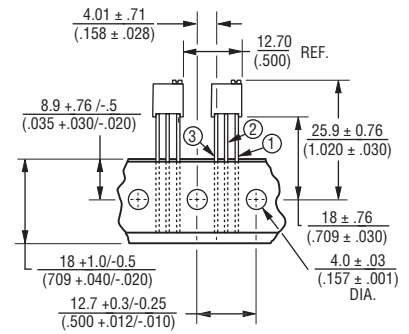
Popular distribution resistance values listed in boldface. Special resistances available.

Packaging Specifications

SIDE ADJUST 3266Z-1



TOP ADJUST 3266Y-1



Meets EIA Specification 468.

DIMENSIONS: $\frac{\text{MM}}{\text{(INCHES)}}$