

## Features

- 9 mm Round / Single-Turn / Cermet Industrial / Open Frame
- Top and single side (front) adjust
- Cross slot adjustment design
- Horizontal and vertical mounting styles
- Dust resistant/splash resistant covers
- PC board stand-offs and retention feature

- RoHS compliant\*
- For trimmer applications/processing guidelines, [click here](#)

# 3309 - 9 mm Round Trimpot® Trimming Potentiometer

### Electrical Characteristics

Standard Resistance Range ..... 100 ohms to 2 megohms  
 (see standard resistance table)  
 Resistance Tolerance ..... ±25 % std.  
 Absolute Minimum Resistance ..... 2 % max. (≤2K = 30 ohms)  
 Contact Resistance Variation ..... 3 % max.  
 Resolution ..... Essentially infinite  
 Adjustment Angle ..... 235 ° nom.

### Environmental Characteristics

Power Rating (250 volts max.)  
 70 °C ..... 0.5 watt  
 Temperature Range ... -25 °C to +100 °C  
 Temperature Coefficient ... ±250 ppm/°C  
 Load Life..... 1,000 hours 0.5 watt  
 @ 70 °C (5 % ΔTR)

### Physical Characteristics

Mechanical Angle ..... 260 °±10 °  
 Torque (Operating)..... 5 oz-in. max.  
 Stop Strength ..... 11.0 oz -in. min.  
 Terminals ..... Solderable pins  
 Marking..... Manufacturer's trademark, resistance code  
 Standard Packaging....200 pcs. per bag  
 Adjustment Tool..... H-90

**Aqueous cleaning not recommended.**

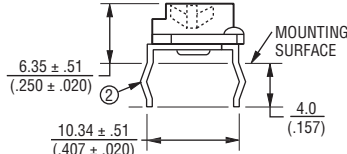
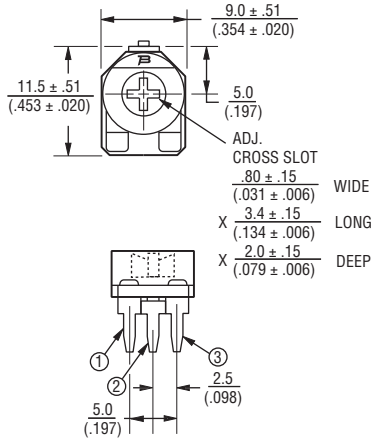
### Standard Resistance Table

Resistance (Ohms)	Resistance Code
100	101
200	201
500	501
<b>1,000</b>	<b>102</b>
<b>2,000</b>	<b>202</b>
<b>5,000</b>	<b>502</b>
<b>10,000</b>	<b>103</b>
<b>20,000</b>	<b>203</b>
<b>25,000</b>	<b>253</b>
<b>50,000</b>	<b>503</b>
<b>100,000</b>	<b>104</b>
200,000	204
250,000	254
500,000	504
1,000,000	105
2,000,000	205

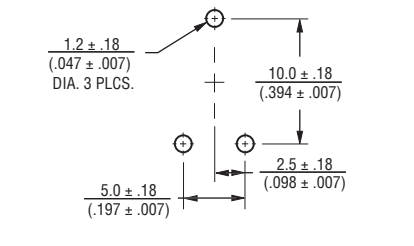
Popular distribution resistance values listed in boldface.

### Product Dimensions

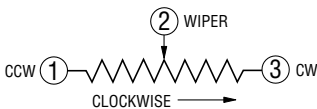
#### 3309P-1 Top Adjust



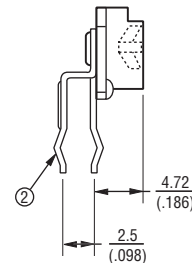
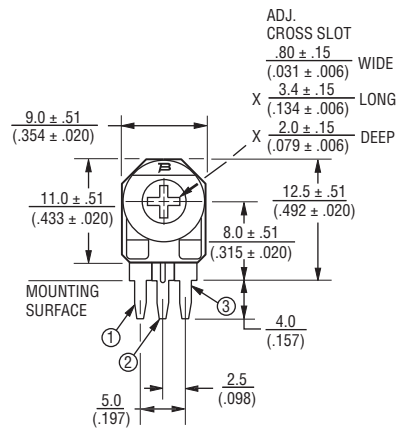
#### SUGGESTED PWB LAYOUT



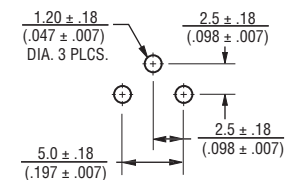
DIMENSIONS:  $\frac{\text{MM}}{\text{(INCHES)}}$   
 TOLERANCES: ±  $\frac{0.25}{(.010)}$  EXCEPT WHERE NOTED



#### 3309W-1 Single Side (Front) Adjust



#### SUGGESTED PWB LAYOUT



### How To Order

Model **3309 W - 1 - 103**  
 Style \_\_\_\_\_  
 P = Top adjust  
 W = Single side (front) adjust  
 Rotor Style \_\_\_\_\_  
 -1 = Standard  
 Resistance Code \_\_\_\_\_