



## Features

- 6 mm Round / Single-Turn / Cermet Industrial / Open Frame
- Cross slot adjustment options
- Horizontal and vertical mounting styles
- Dust resistant/splash resistant covers
- PC board stand-offs and retention feature
- Front and top adjust styles
- RoHS compliant\*
- For trimmer applications/processing guidelines, [click here](#)

## 3306 - 6 mm Round Trimpot® Trimming Potentiometer

### Electrical Characteristics

Standard Resistance Range .....100 ohms to 1 megohm  
 (see standard resistance table)  
 Resistance Tolerance ..... ±25 % std.  
 (tighter tolerance available)  
 Absolute Minimum Resistance .....2 % max. (≤2K = 30 ohms)  
 Contact Resistance Variation . 3 % max.  
 Resolution ..... Essentially infinite  
 Adjustment Angle ..... 215 ° nom.

### Environmental Characteristics

Power Rating (100 volts max.)  
 70 °C .....0.2 watt  
 Temperature Range ... -25 °C to +100 °C  
 Temperature Coefficient ... ±250 ppm/°C  
 Load Life ..1,000 hours 0.2 watt @ 70 °C  
 (5 % ΔTR)

### Physical Characteristics

Mechanical Angle .....260 ° ±20 °  
 Torque (Operating) ..... 4.5 oz-in. max.  
 Stop Strength ..... 6.5 oz -in. min.  
 Terminals ..... Solderable pins  
 Marking..... Manufacturer's trademark, resistance code  
 Standard Packaging....200 pcs. per bag  
 Adjustment Tool.....H-90

Aqueous cleaning not recommended.

### How To Order

Model **3306 W - 1 - 103**  
 Style \_\_\_\_\_  
 Standard Product \_\_\_\_\_  
 Resistance Code \_\_\_\_\_

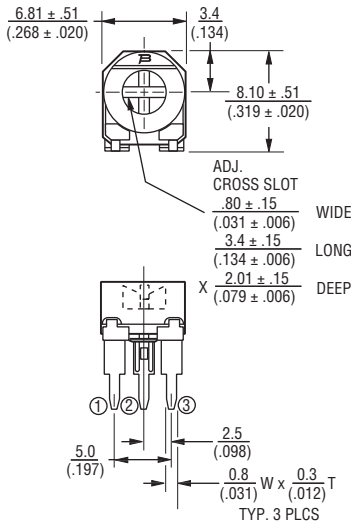
### Standard Resistance Table

Resistance (Ohms)	Resistance Code
<b>100</b>	<b>101</b>
<b>200</b>	<b>201</b>
<b>500</b>	<b>501</b>
<b>1,000</b>	<b>102</b>
<b>2,000</b>	<b>202</b>
<b>5,000</b>	<b>502</b>
<b>10,000</b>	<b>103</b>
<b>20,000</b>	<b>203</b>
<b>25,000</b>	<b>253</b>
<b>50,000</b>	<b>503</b>
<b>100,000</b>	<b>104</b>
200,000	204
250,000	254
500,000	504
1,000,000	105

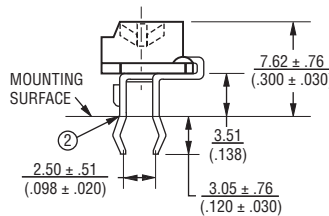
Popular distribution resistance values listed in boldface.

### Product Dimensions

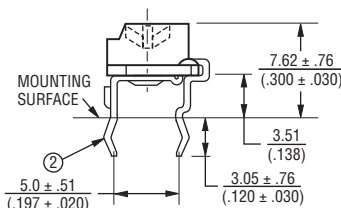
#### Top Adjust Common Dimensions



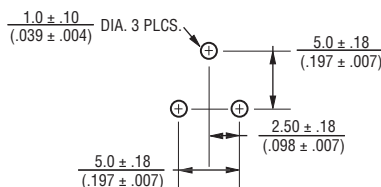
#### 3306P



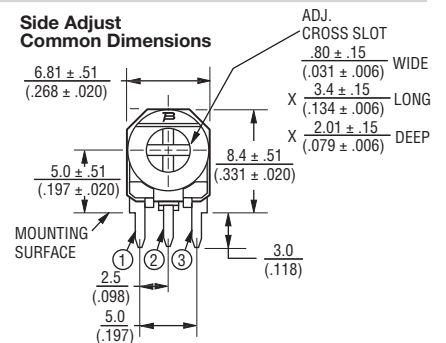
#### 3306F



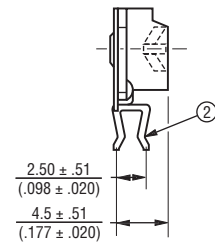
#### SUGGESTED PWB LAYOUT - STYLE F



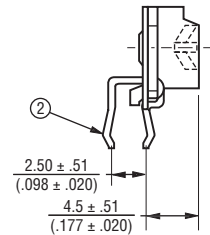
#### Side Adjust Common Dimensions



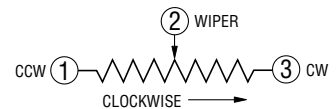
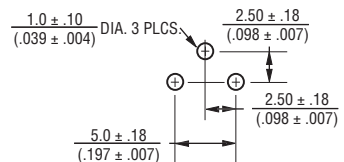
#### 3306W



#### 3306K



#### SUGGESTED PWB LAYOUT - STYLES K, P, W



DIMENSIONS:  $\frac{\text{MM}}{\text{(INCHES)}}$   
 TOLERANCES: ±  $\frac{0.3}{(.012)}$  EXCEPT WHERE NOTED

\*RoHS Directive 2002/95/EC Jan. 27, 2003 including annex and RoHS Recast 2011/65/EU June 8, 2011.  
 "Trimpot" is a registered trademark of Bourns, Inc.  
 Specifications are subject to change without notice.  
 Users should verify actual device performance in their specific applications.