

CA Series Power Rocker Switches

Features/Benefits

- 15 AMPS @ 125 V AC
- Cosmetic slimline detail
- Positive detent

Typical Applications

- Hair dryers and other small appliances
- HVAC and other large appliances
- RoHS compliant



Models Available

Specifications

CONTACT RATING: 15 AMPS @ 125 V AC; 10 AMPS @ 250 V AC; 1/4 HP @ 125 V AC or 250 V AC

ELECTRICAL LIFE: 10,000 make-and-break cycles at full load.

INSULATION RESISTANCE: $10^9 \Omega$ min.

DIELECTRIC STRENGTH: 1,000 Vrms min. @ sea level.

OPERATING TEMPERATURE: -30°C to +65°C

Materials

HOUSING: 6/6 nylon (UL 94V-2), black.

ACTUATOR: Polycarbonate (UL 94V-2), black.

CONTACTS: Coin silver, silver plated.

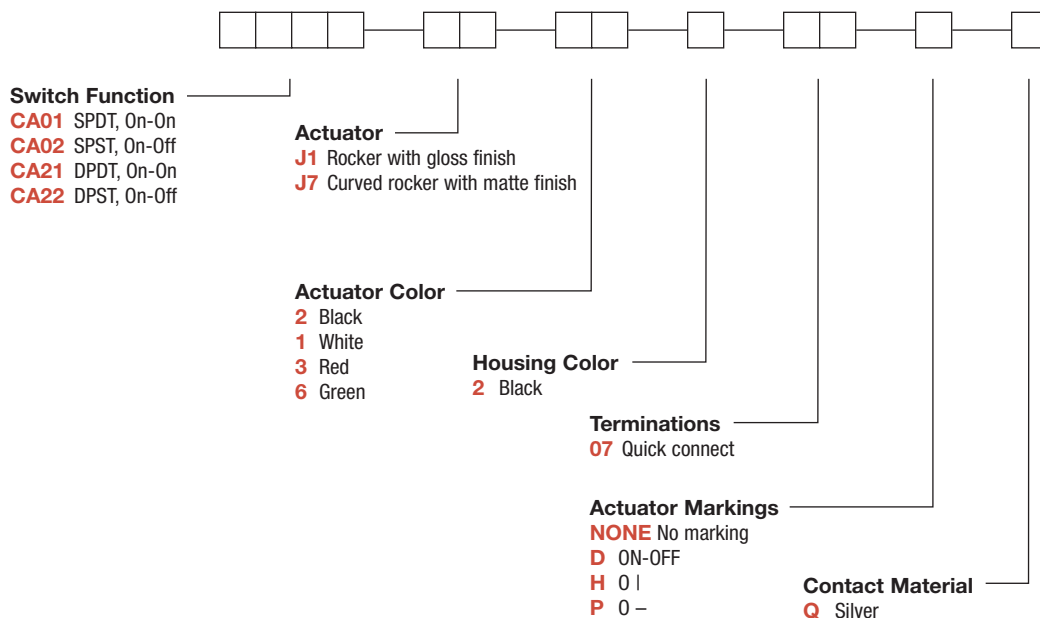
TERMINALS: Copper, silver plated.

CONTACT SPRING: Music wire.

NOTE: Specifications and material listed above are for switches with standard options. For information on specific and custom switches, consult Customer Service Center.

Build-A-Switch

To order, simply select desired option from each category and place in the appropriate box. Available options are shown and described on pages G-106 through G-108. For additional options not shown in catalog, consult Customer Service Center.



Rocker



G

C&K



Third Angle
Projection

Dimensions are shown: Inches (mm)

Specifications and dimensions subject to change

CA Series Power Rocker Switches

SWITCH FUNCTION

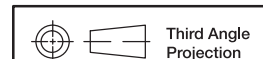


NO. POLES	MODEL NO.	SWITCH FUNCTION		CONNECTED TERMINALS		SCHEMATIC
		POS. 1	POS. 2	POS. 1	POS. 2	
SP	CA01	ON	ON	1-1A	1-1B	SPDT
	CA02	ON	OFF	1-1A	OPEN	SPST
<p>SPST</p> <p>Part number shown: CA02J12207Q</p>						
DP	CA21	ON	ON	1-1A, 2-2A	1-1B, 2-2B	DPDT
	CA22	ON	OFF	1-1A, 2-2A	OPEN	DPST
<p>DPDT</p> <p>Part number shown: CA21J12207Q</p>						

For complete contact ratings and agency approvals, see CONTACT MATERIAL section, page G-108.

Contacts make on side opposite actuator throw.

All models with all options.



Third Angle Projection

Dimensions are shown: Inches (mm)
Specifications and dimensions subject to change

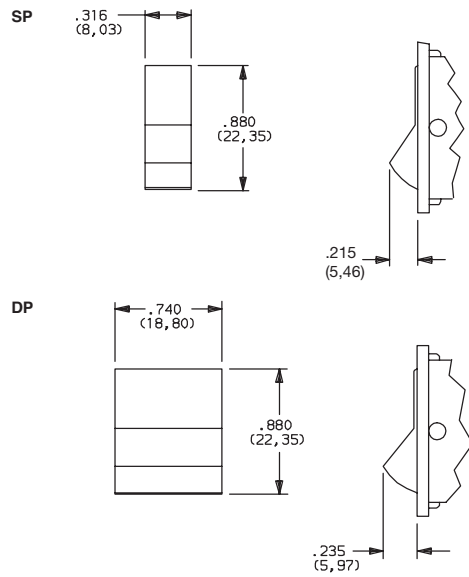


CA Series Power Rocker Switches

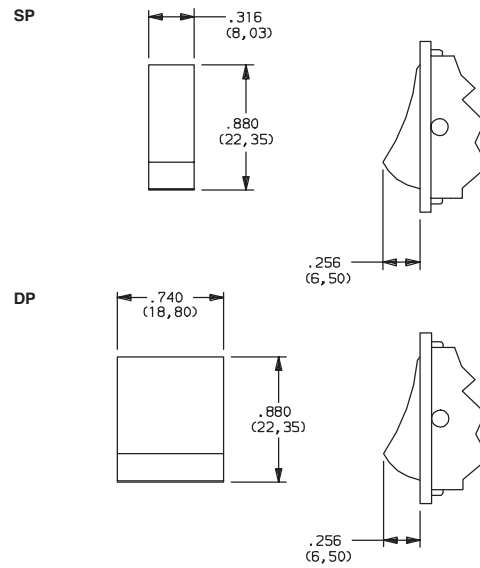
ACTUATOR



J1 ROCKER WITH GLOSS FINISH



J7 CURVED ROCKER WITH MATTE FINISH



ACTUATOR COLOR



OPTION CODE	OPAQUE ACTUATOR COLOR
1	WHITE
2	BLACK
3	RED
6	GREEN

NOTE: Actuator finish: matte. Special colors available, consult Customer Service Center.

HOUSING COLOR



OPTION CODE	HOUSING COLOR
2	BLACK

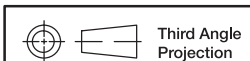
NOTE: Housing frame finish: matte.

Rocker



G

C&K



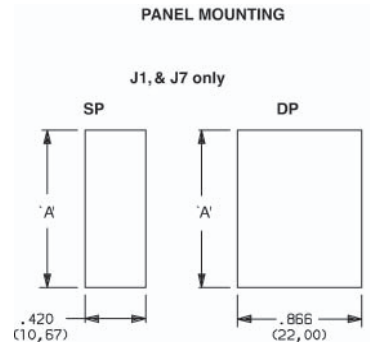
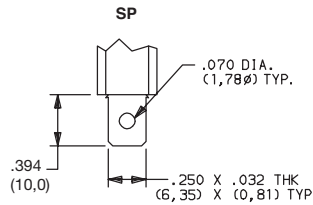
Third Angle
Projection

Dimensions are shown: Inches (mm)
Specifications and dimensions subject to change

CA Series Power Rocker Switches

TERMINATIONS

07 QUICK CONNECT



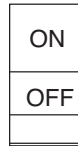
PANEL THICKNESS	DIM 'A'
.059-.078 (1,50) (2,00)	1.102 (28,00)
.078-.118 (2,00) (3,00)	1.110 (28,20)
.118-.177 (3,00) (4,50)	1.126 (28,60)

ACTUATOR MARKINGS

NONE NO MARKING



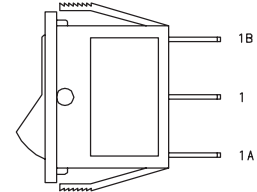
D ON-OFF



H 0 |



P 0 -



Marking color white, standard for all actuator colors except white and yellow. Marking color black, standard for white and yellow actuators. Consult Customer Service Center for other available markings and colors.

NOTE: Orientation of actuator markings and terminals

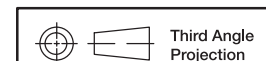
CONTACT MATERIAL

OPTION CODE	CONTACT AND TERMINAL MATERIAL	RATINGS	
QA	SILVER	POWER	16 AMPS @ 125 VAC; 1/3 HP; 10 AMPS @ 250 VAC; 1/2 HP

* Note: See Technical Data section of this catalog for RoHS compliant and compatible definitions and specifications.

¹ CONTACTS: Coin silver, silver plated.
TERMINALS: Copper, silver plated.

All models with all options.



Dimensions are shown: Inches (mm)
Specifications and dimensions subject to change

