

D Series Miniature Snap-in Power Rocker Switches

Features/Benefits

- Momentary and maintained models
- PC and quick connect terminals
- Recessed bracket available – prevents accidental actuation
- RoHS compliant

Typical Applications

- Small appliances
- Computers and peripherals
- Medical instrumentation



UL 61058-1



Specifications

CONTACT RATING:

D101, D102, D103, D105, D108, D201, D202, D203

GP (general purpose)

4 AMPS 125 VAC 50/60 Hz T85 10,000 cycles

2 AMPS 250 VAC 50/60 Hz T85 10,000 cycles

R (resistive)

4 AMPS 30 VDC T85 10,000 cycles

D501, D502, D503, D508, D601, D602, D608

GP (general purpose)

10 AMPS 125 VAC 50/60 Hz T85 10,000 cycles

5 AMPS 250 VAC 50/60 Hz T85 10,000 cycles

R (resistive)

10 AMPS 30 VDC T85 10,000 cycles

ELECTRICAL LIFE: 10,000 make-and-break cycles at full load.

INSULATION RESISTANCE: $10^9 \Omega$ min.

DIELECTRIC STRENGTH: 1,000 Vrms min. @ sea level.

Materials

ACTUATOR & HOUSING: 6/6 nylon (UL 94V-2), color black, finish: matte.

MOVABLE CONTACTS: D10X and D20X Models: Copper, silver plated. D50X and D60X Models: Coin silver, silver plated.

STATIONARY CONTACTS AND TERMINALS: Copper or brass, silver plated.

CONTACT SPRING: Music wire or stainless steel.

OPERATING TEMPERATURE: -30°C to +65°C

NOTE: Specifications and materials listed above are for standard switches. For information on specific and custom switches, consult Customer Service Center.

Build-A-Switch

To order, simply select desired option from each category and place in the appropriate box. Available options are shown and described on pages G-62 through G-65. For additional options not shown in catalog, consult Customer Service Center.

| | |
|---|--|
| | |
| <p>Switch Function</p> <p>D101 SPDT, On-None-On D102 SPST, On-None-Off D103 SPDT, On-Off-On D105 SPDT, Mom.-Off-Mom. D108 SPDT, Mom.-None-On D201 DPDT, On-None-On D202 DPST, On-None-Off D203 DPDT, On-Off-On D501 SPDT, On-None-On D502 SPST, On-None-Off D503 SPDT, On-Off-On D508 SPDT, Mom.-None-On D601 DPDT, On-None-On D602 DPST, On-None-Off D608 DPDT, Mom.-None-On</p> | <p>Actuator</p> <p>J1 Rocker J5 Lever</p> <p>Actuator Color</p> <p>2 Black 1 White 3 Red</p> <p>Mounting Style/Color</p> <p>S2 Snap-in, black B2 Recessed snap-in actuator guard, black G2 Actuator guard, black S1 Snap-in, white</p> <p>Terminations</p> <p>15 Quick connect A Right angle, PC thru-hole 02 PC Thru-hole 05 Twisted quick connect 06 Extended PC thru-hole 17 Wirable quick connect</p> <p>Actuator Markings</p> <p>NONE No marking D ON-OFF H 0 N Large dot P 0 – R Red rectangle on end U Large dot on end</p> |
| | <p>Contact Material</p> <p>QA Silver (UL)</p> |

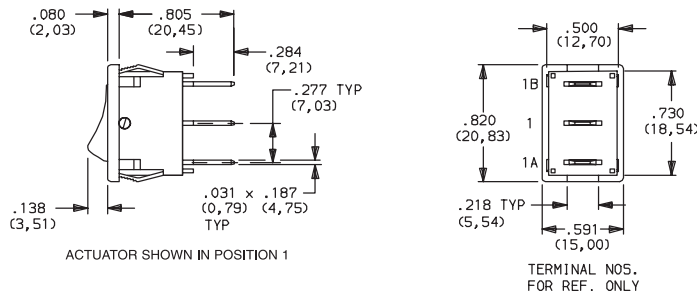


D Series Miniature Snap-in Power Rocker Switches

SWITCH FUNCTION

| NO. POLES | MODEL NO. | AMP RATING* | SWITCH FUNCTION | | | CONNECTED TERMINALS | | | SCHEMATIC |
|-----------|--------------|-------------|-----------------|--------|--------|---------------------|--------|--------|-----------|
| | | | POS. 1 | POS. 2 | POS. 3 | POS. 1 | POS. 2 | POS. 3 | |
| SP | D102 D502 | 4 10 | ON | NONE | OFF | | N/A | OPEN | SPST |
| | D101 D501 | 4 10 | ON | NONE | ON | 1-1A | OPEN | 1-1B | SPDT |
| | D103 D503 | 4 10 | | OFF | | | | | |
| | D105 | 4 | MOM. | OFF | MOM. | | | | |
| | D108 D508 | 4 10 | MOM. | NONE | ON | | N/A | | |

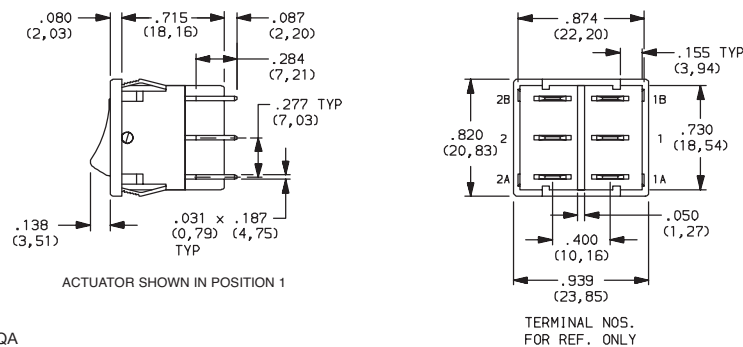
SPDT



Part number shown: D101J12S215QA

| | | | | | | | | | |
|----|--------------|---------|------|------|-----|------------|-----|------------|------|
| DP | D202 D602 | 4 10 | ON | NONE | OFF | 1-1A, 2-2A | N/A | OPEN | DPST |
| | D201 D601 | 4 10 | ON | NONE | ON | | | 1-1A, 2-2A | OPEN |
| | D203 | 4 | | OFF | | | | | |
| | D608 | 10 | MOM. | NONE | | | N/A | | |

DPDT



Part number shown: D201J12S215QA

MOM. = Momentary
*AMP RATING: see G-61
See CONTACT MATERIALS, page G-65.



Rocker



G

C&K



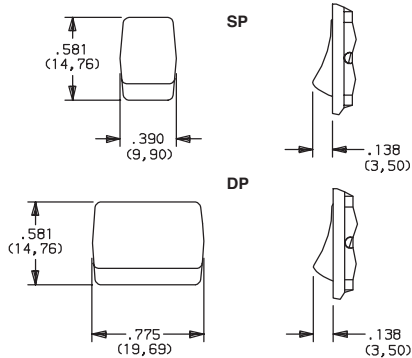
Third Angle Projection

Dimensions are shown: Inches (mm)
Specifications and dimensions subject to change

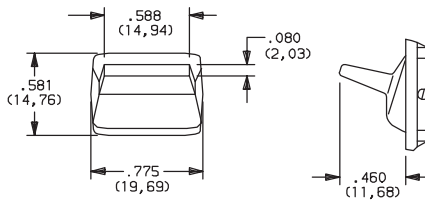
D Series Miniature Snap-in Power Rocker Switches



J1 ROCKER



J5 LEVER



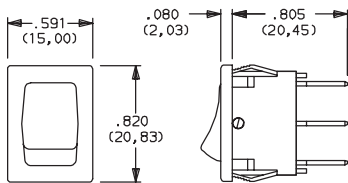
| OPTION CODE | ACTUATOR COLOR |
|-------------|----------------|
| 2 | BLACK |
| 1 | WHITE |
| 3 | RED |

NOTE: Actuator finish: matte. Other colors available, consult Customer Service Center.

'J5' actuator available only with DP models D201, D202, D601 and D602.



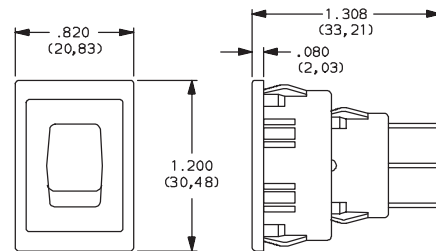
S SNAP-IN



| OPTION CODE | HOUSING COLOR |
|-------------|---------------|
| 2 | (STD.) BLACK |
| 1 | WHITE |

NOTE: Frame finish on housing: matte. Other colors available, consult Customer Service Center.

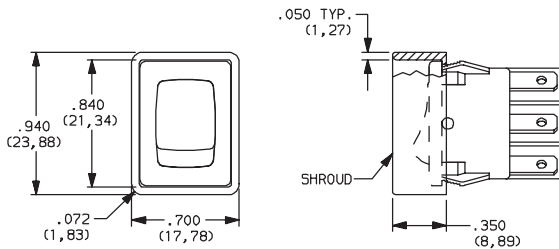
B2 RECESSED SNAP-IN ACTUATOR GUARD, BLACK



NOTE: Vertical mount, SP models only.

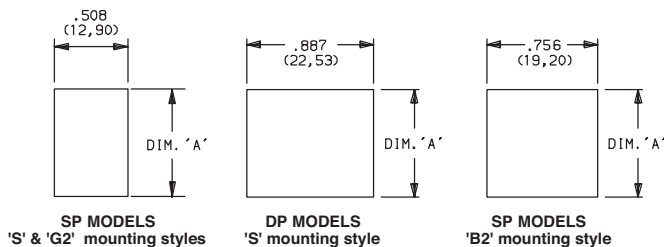
G2 ACTUATOR GUARD, BLACK

NEW!



NOTE: Vertical mount, SP models only.

PANEL MOUNTING



| PANEL THICKNESS | DIM 'A' SP & DP MODELS 'S' MOUNTING STYLE | DIM 'A' WITH 'G2' OPTION SP MODELS ONLY | DIM 'A' SP MODELS 'B' MOUNTING STYLE |
|-------------------------|---|---|--------------------------------------|
| .030-.049 (0,76) (1,24) | .756 (19,20) | .764 (19,41) | 1.068 (27,13) |
| .049-.079 (1,24) (2,01) | .764 (19,41) | .780 (19,81) | 1.076 (27,33) |
| .079-.118 (2,01) (3,00) | .780 (19,81) | n/a | 1.092 (27,74) |

NOTE: Blank insert available for SP models only, see page G-65.



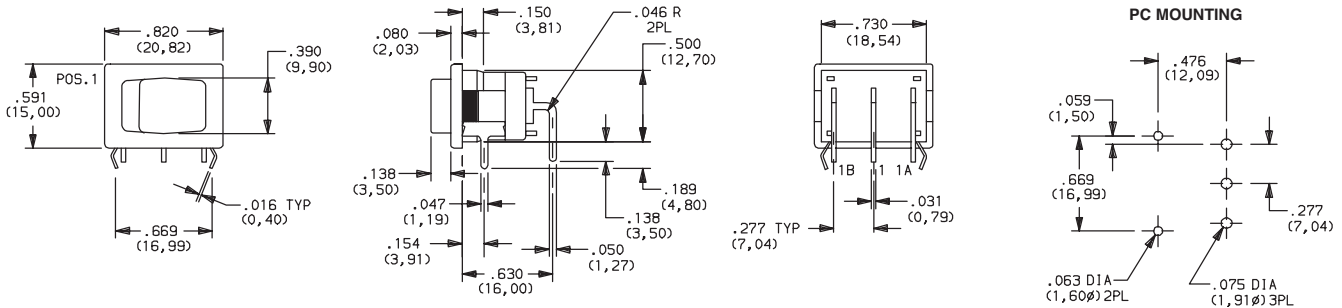
Dimensions are shown: Inches (mm)
Specifications and dimensions subject to change



D Series Miniature Snap-in Power Rocker Switches

TERMINATIONS

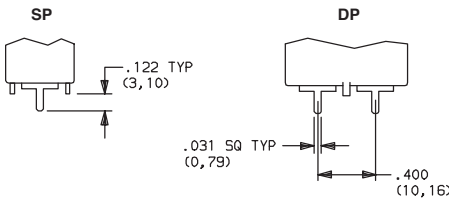
A RIGHT ANGLE, PC THRU-HOLE



Available with D101, D102, D501, D502 SP models only.

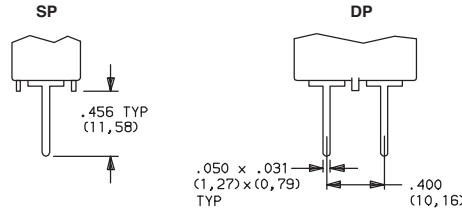
TERMINATIONS

02 PC THRU-HOLE



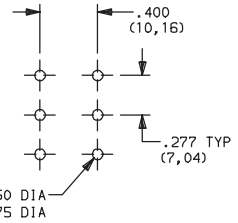
Available with DX01 and DX02 models only.

06 EXTENDED PC THRU-HOLE

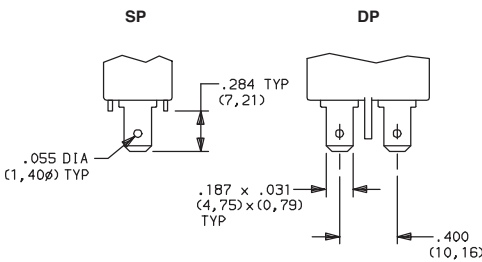


Available with DX01 and DX02 models only.

PC MOUNTING (02 and 06)

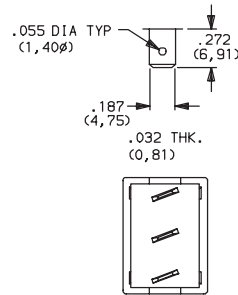


15 QUICK CONNECT



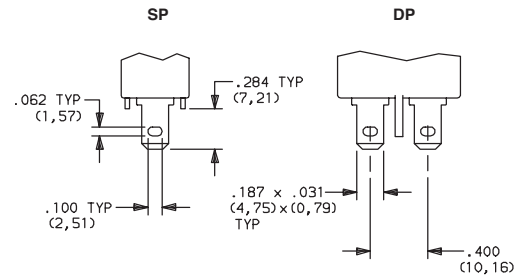
Available with DX01 and DX02 models only.

05 TWISTED QUICK CONNECT



NOTE: Terminals are twisted.

17 WIRABLE QUICK CONNECT



Available with DX01 and DX02 models only.

ACTUATORS

NONE NO MARKING

D ON-OFF

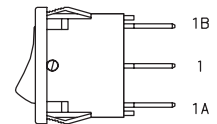
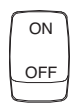
H O |

N LARGE DOT

P O -

R RED RECTANGLE **U** LARGE DOT ON END ON END

Rocker



'D, H, P & U' marking options: marking color white, standard for all actuator colors except white. Black marking color, standard for white actuators. 'R' & 'N' marking option: red marking color, standard. Consult Customer Service Center for other available marking colors.

NOTE: Orientation of actuator markings and terminals.



Third Angle Projection
Dimensions are shown: Inches (mm)
Specifications and dimensions subject to change

D Series Miniature Snap-in Power Rocker Switches

CONTACT MATERIAL

| OPTION CODE | CONTACT AND TERMINAL MATERIAL | RATINGS |
|--|-------------------------------|---|
| QA | SILVER 1 | D101, D102, D103, D105, D108, D201, D202, D203 |
| | | GP (general purpose) 4 AMPS 125 VAC 50/60 Hz T85 10,000 cycles |
| | | 2 AMPS 250 VAC 50/60 Hz T85 10,000 cycles |
| | | R (resistive) 4 AMPS 30 VDC T85 10,000 cycles |
| | | D501, D502, D503, D508, D601, D602, D608 |
| | | GP (general purpose) 10 AMPS 125 VAC 50/60 Hz T85 10,000 cycles |
| 5 AMPS 250 VAC 50/60 Hz T85 10,000 cycles | | |
| R (resistive) 10 AMPS 30 VDC T85 10,000 cycles | | |

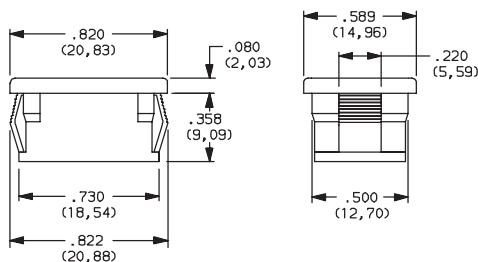
¹MOVABLE CONTACT: D10X and D20X MODELS: Copper, silver plated.
D50X and D60X MODELS: Coin silver, silver plated.

STATIONARY CONTACTS & TERMINALS: Copper or brass, silver plated.



AVAILABLE HARDWARE

Insert
SP Only



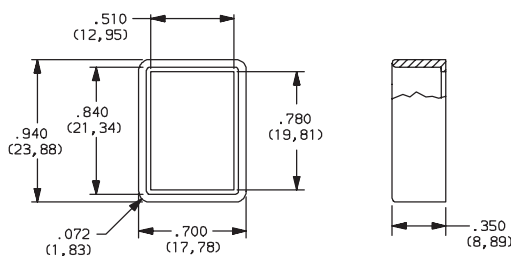
PART NO.
057190200 BLACK
Material: Nylon 6/6
Finish: Matte

Recessed Actuator Guard,
SP Only



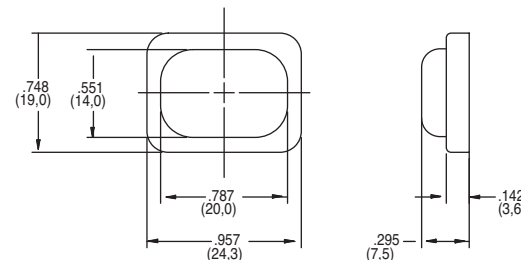
599D02000 BLACK
Material: 6/6 Nylon
Finish: Matte

Actuator Guard



PART NO.
104C22000
Material: PBT thermoplastic
Finish: Matte

PART NO.
216C00000 IP65 SPLASH PROOF RUBBER
BOOT



Third Angle Projection

Dimensions are shown: Inches (mm)
Specifications and dimensions subject to change

