

# D Series Miniature Snap-in Power Rocker Switches

## Features/Benefits

- Momentary and maintained models
- PC and quick connect terminals
- Recessed bracket available – prevents accidental actuation
- RoHS compliant

## Typical Applications

- Small appliances
- Computers and peripherals
- Medical instrumentation



UL 61058-1



## Specifications

CONTACT RATING:

D101, D102, D103, D105, D108, D201, D202, D203

GP (general purpose)

4 AMPS 125 VAC 50/60 Hz T85 10,000 cycles

2 AMPS 250 VAC 50/60 Hz T85 10,000 cycles

R (resistive)

4 AMPS 30 VDC T85 10,000 cycles

D501, D502, D503, D508, D601, D602, D608

GP (general purpose)

10 AMPS 125 VAC 50/60 Hz T85 10,000 cycles

5 AMPS 250 VAC 50/60 Hz T85 10,000 cycles

R (resistive)

10 AMPS 30 VDC T85 10,000 cycles

ELECTRICAL LIFE: 10,000 make-and-break cycles at full load.

INSULATION RESISTANCE:  $10^9 \Omega$  min.

DIELECTRIC STRENGTH: 1,000 Vrms min. @ sea level.

## Materials

ACTUATOR & HOUSING: 6/6 nylon (UL 94V-2), color black, finish: matte.

MOVABLE CONTACTS: D10X and D20X Models: Copper, silver plated. D50X and D60X Models: Coin silver, silver plated.

STATIONARY CONTACTS AND TERMINALS: Copper or brass, silver plated.

CONTACT SPRING: Music wire or stainless steel.

OPERATING TEMPERATURE: -30°C to +65°C

**NOTE:** Specifications and materials listed above are for standard switches. For information on specific and custom switches, consult Customer Service Center.

## Build-A-Switch

To order, simply select desired option from each category and place in the appropriate box. Available options are shown and described on pages G-62 through G-65. For additional options not shown in catalog, consult Customer Service Center.

<b>Switch Function</b> <b>D101</b> SPDT, On-None-On <b>D102</b> SPST, On-None-Off <b>D103</b> SPDT, On-Off-On <b>D105</b> SPDT, Mom.-Off-Mom. <b>D108</b> SPDT, Mom.-None-On <b>D201</b> DPDT, On-None-On <b>D202</b> DPST, On-None-Off <b>D203</b> DPDT, On-Off-On <b>D501</b> SPDT, On-None-On <b>D502</b> SPST, On-None-Off <b>D503</b> SPDT, On-Off-On <b>D508</b> SPDT, Mom.-None-On <b>D601</b> DPDT, On-None-On <b>D602</b> DPST, On-None-Off <b>D608</b> DPDT, Mom.-None-On	<b>Actuator</b> <b>J1</b> Rocker <b>J5</b> Lever  <b>Actuator Color</b> <b>2</b> Black <b>1</b> White <b>3</b> Red  <b>Mounting Style/Color</b> <b>S2</b> Snap-in, black <b>B2</b> Recessed snap-in actuator guard, black <b>G2</b> Actuator guard, black <b>S1</b> Snap-in, white
	<b>Terminations</b> <b>15</b> Quick connect <b>A</b> Right angle, PC thru-hole <b>02</b> PC Thru-hole <b>05</b> Twisted quick connect <b>06</b> Extended PC thru-hole <b>17</b> Wirable quick connect  <b>Actuator Markings</b> <b>NONE</b> No marking <b>D</b> ON-OFF <b>H</b> 0   <b>N</b> Large dot <b>P</b> 0 – <b>R</b> Red rectangle on end <b>U</b> Large dot on end
	<b>Contact Material</b> <b>QA</b> Silver (UL)

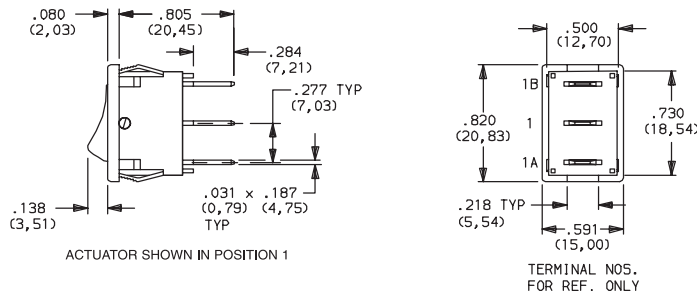


# D Series Miniature Snap-in Power Rocker Switches

## SWITCH FUNCTION

NO. POLES	MODEL NO.	AMP RATING*	SWITCH FUNCTION			CONNECTED TERMINALS			SCHEMATIC
			POS. 1	POS. 2	POS. 3	POS. 1	POS. 2	POS. 3	
SP	D102 D502	4 10	ON	NONE	OFF		N/A	OPEN	SPST
	D101 D501	4 10	ON	NONE	ON	1-1A	OPEN	1-1B	SPDT
	D103 D503	4 10		OFF					
	D105	4	MOM.	OFF	MOM.				
	D108 D508	4 10	MOM.	NONE	ON		N/A		

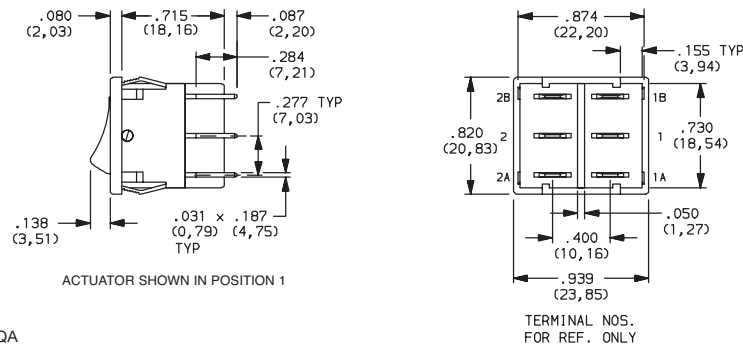
### SPDT



Part number shown: D101J12S215QA

DP	D202 D602	4 10	ON	NONE	OFF	1-1A, 2-2A	N/A	OPEN	DPST
	D201 D601	4 10	ON	NONE	ON			OPEN	1-1B, 2-2B
	D203	4		OFF					
	D608	10	MOM.	NONE			N/A		

### DPDT



Part number shown: D201J12S215QA

MOM. = Momentary  
\*AMP RATING: see G-61  
See CONTACT MATERIALS, page G-65.



Rocker



G

**C&K**



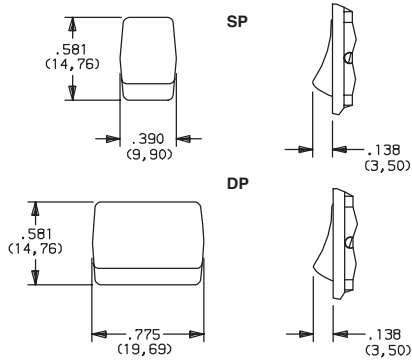
Third Angle Projection

Dimensions are shown: Inches (mm)  
Specifications and dimensions subject to change

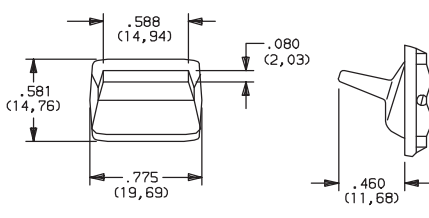
# D Series Miniature Snap-in Power Rocker Switches



## J1 ROCKER



## J5 LEVER



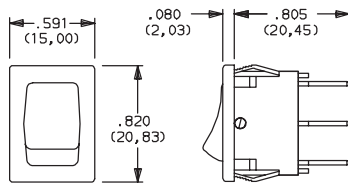
OPTION CODE	ACTUATOR COLOR
2	BLACK
1	WHITE
3	RED

**NOTE:** Actuator finish: matte. Other colors available, consult Customer Service Center.

'J5' actuator available only with DP models D201, D202, D601 and D602.



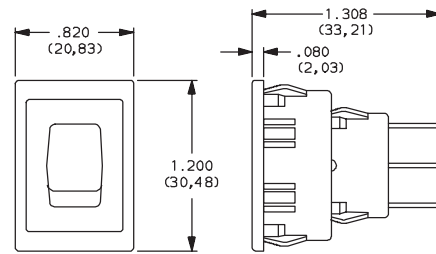
## S SNAP-IN



OPTION CODE	HOUSING COLOR
2	(STD.) BLACK
1	WHITE

**NOTE:** Frame finish on housing: matte. Other colors available, consult Customer Service Center.

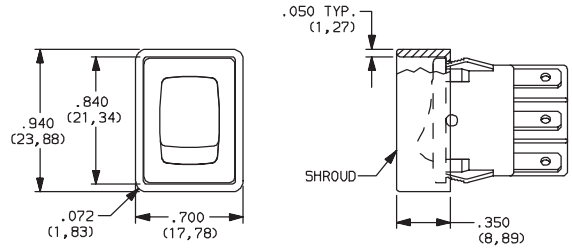
## B2 RECESSED SNAP-IN ACTUATOR GUARD, BLACK



**NOTE:** Vertical mount, SP models only.

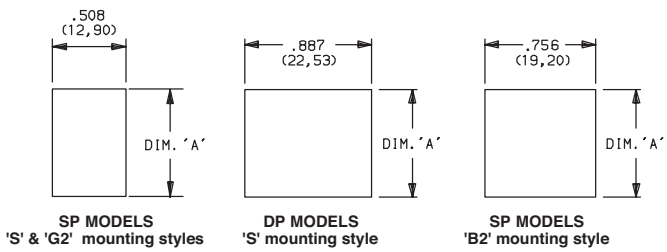
## G2 ACTUATOR GUARD, BLACK

**NEW!**



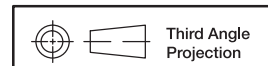
**NOTE:** Vertical mount, SP models only.

## PANEL MOUNTING



PANEL THICKNESS	DIM 'A' SP & DP MODELS 'S' MOUNTING STYLE	DIM 'A' WITH 'G2' OPTION SP MODELS ONLY	DIM 'A' SP MODELS 'B' MOUNTING STYLE
.030-.049 (0,76) (1,24)	.756 (19,20)	.764 (19,41)	1.068 (27,13)
.049-.079 (1,24) (2,01)	.764 (19,41)	.780 (19,81)	1.076 (27,33)
.079-.118 (2,01) (3,00)	.780 (19,81)	n/a	1.092 (27,74)

**NOTE:** Blank insert available for SP models only, see page G-65.



Dimensions are shown: Inches (mm)  
Specifications and dimensions subject to change



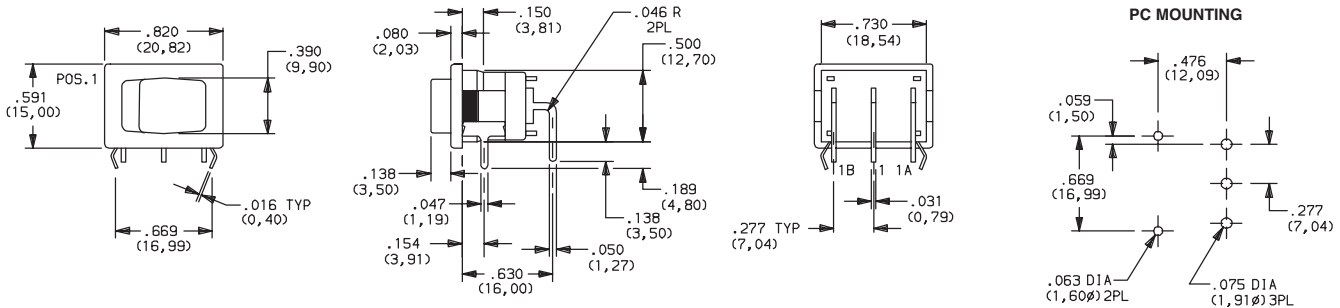
Rocker



# D Series Miniature Snap-in Power Rocker Switches

## TERMINATIONS

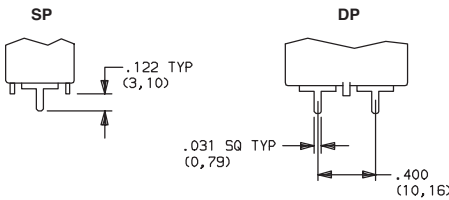
### A RIGHT ANGLE, PC THRU-HOLE



Available with D101, D102, D501, D502 SP models only.

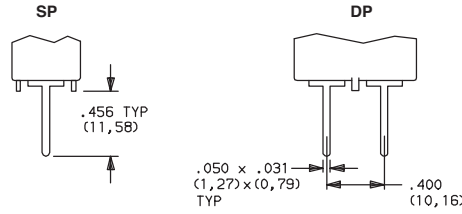
## TERMINATIONS

### 02 PC THRU-HOLE



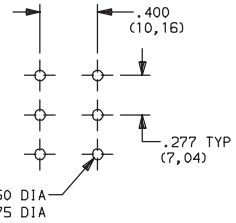
Available with DX01 and DX02 models only.

### 06 EXTENDED PC THRU-HOLE

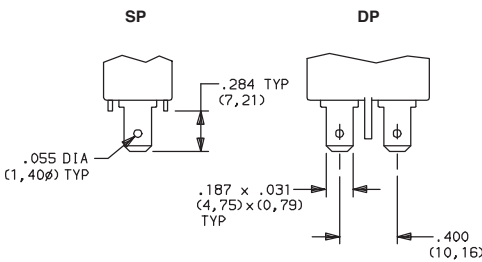


Available with DX01 and DX02 models only.

### PC MOUNTING (02 and 06)

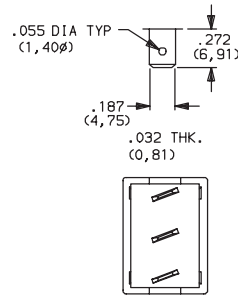


### 15 QUICK CONNECT



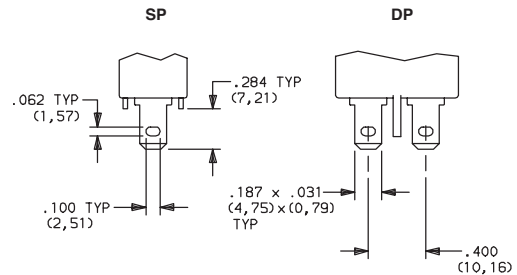
Available with DX01 and DX02 models only.

### 05 TWISTED QUICK CONNECT



NOTE: Terminals are twisted.

### 17 WIRABLE QUICK CONNECT



Available with DX01 and DX02 models only.

## ACTUATORS

**NONE** NO MARKING

**D** ON-OFF

**H** O |

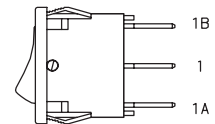
**N** LARGE DOT

**P** O -

**R** RED RECTANGLE ON END

**U** LARGE DOT ON END

Rocker



'D, H, P & U' marking options: marking color white, standard for all actuator colors except white. Black marking color, standard for white actuators. 'R' & 'N' marking option: red marking color, standard. Consult Customer Service Center for other available marking colors.

NOTE: Orientation of actuator markings and terminals.



Third Angle Projection  
Dimensions are shown: Inches (mm)  
Specifications and dimensions subject to change



# D Series Miniature Snap-in Power Rocker Switches

## CONTACT MATERIAL

OPTION CODE	CONTACT AND TERMINAL MATERIAL	RATINGS
<b>QA</b>	SILVER 1	D101, D102, D103, D105, D108, D201, D202, D203
		GP (general purpose) 4 AMPS 125 VAC 50/60 Hz T85 10,000 cycles
		2 AMPS 250 VAC 50/60 Hz T85 10,000 cycles
		R (resistive) 4 AMPS 30 VDC T85 10,000 cycles
		D501, D502, D503, D508, D601, D602, D608
		GP (general purpose) 10 AMPS 125 VAC 50/60 Hz T85 10,000 cycles
5 AMPS 250 VAC 50/60 Hz T85 10,000 cycles		
R (resistive) 10 AMPS 30 VDC T85 10,000 cycles		

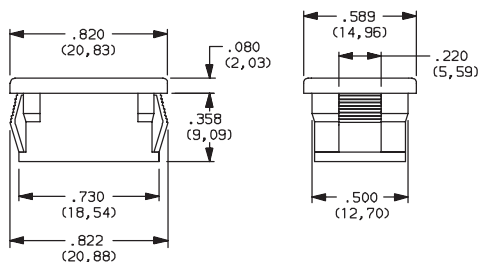
<sup>1</sup>MOVABLE CONTACT: D10X and D20X MODELS: Copper, silver plated.  
D50X and D60X MODELS: Coin silver, silver plated.

STATIONARY CONTACTS & TERMINALS: Copper or brass, silver plated.



## AVAILABLE HARDWARE

Insert  
SP Only



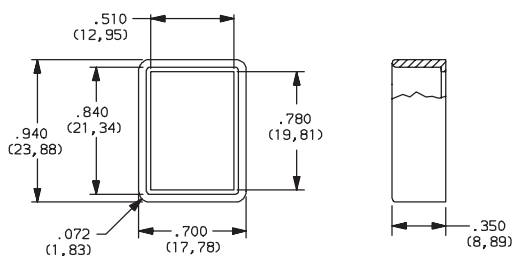
**PART NO.**  
**057190200** BLACK  
Material: Nylon 6/6  
Finish: Matte

Recessed Actuator Guard,  
SP Only



**599D02000** BLACK  
Material: 6/6 Nylon  
Finish: Matte

Actuator Guard



**PART NO.**  
**104C22000**  
Material: PBT thermoplastic  
Finish: Matte

**PART NO.**  
**216C00000** IP65 SPLASH PROOF RUBBER  
BOOT

