


# ET Series Sealed Subminiature Rocker Switches

## Features/Benefits

- Sealed against solder and cleaning process contaminants
- Rocker, bushing & case—UL 94V-0
- Small footprint—saves space
- RoHS compliant

## Typical Applications

- Telecommunications
- Instrumentation
- Computers & peripherals



## Specifications

**CONTACT RATING:** B contact material: 0.4 VA max. @ 20 V AC or DC max. Q contact material: Copper alloy, silver plated. See page G-44 for additional ratings.

**ELECTRICAL LIFE:** ETX1 models: 60,000 make-and-break cycles at full load. All other models: 30,000 cycles.

**CONTACT RESISTANCE:** Below 20 m Ω typ. initial @ 2-4 V DC, 100 mA, for both silver and gold plated contacts.

**INSULATION RESISTANCE:** 10<sup>9</sup> Ω min.

**DIELECTRIC STRENGTH:** 1000 Vrms min. @ sea level.

**OPERATING TEMPERATURE:** -30°C to 85°C.

**SOLDERABILITY:** Per MIL-STD-202F method 208D, or EIA RS-186E method 9 (1 hour steam aging).

**PACKAGING:** Surface mount switches standard in tape and reel packaging, see page G-45 for drawings and reel information.

## Materials

**CASE & BUSHING:** Glass filled nylon 6/6, flame retardant, heat stabilized (UL 94V-0) or glass filled 4/6 nylon, flame retardant, heat stabilized (UL 94V-0).

**ACTUATOR:** Nylon, black standard. Internal o-ring seal standard with all actuators. SA surface mount: High temperature material, glass filled 46 nylon, flame retardant, heat stabilized (UL 94V-0).

**SWITCH SUPPORT:** Brass, matte-tin plated.

**CONTACTS & TERMINALS:** B contact material: Copper alloy, with gold plate over nickel plate. Q contact material: Copper alloy, silver plated. See page G-44 for additional contact materials.

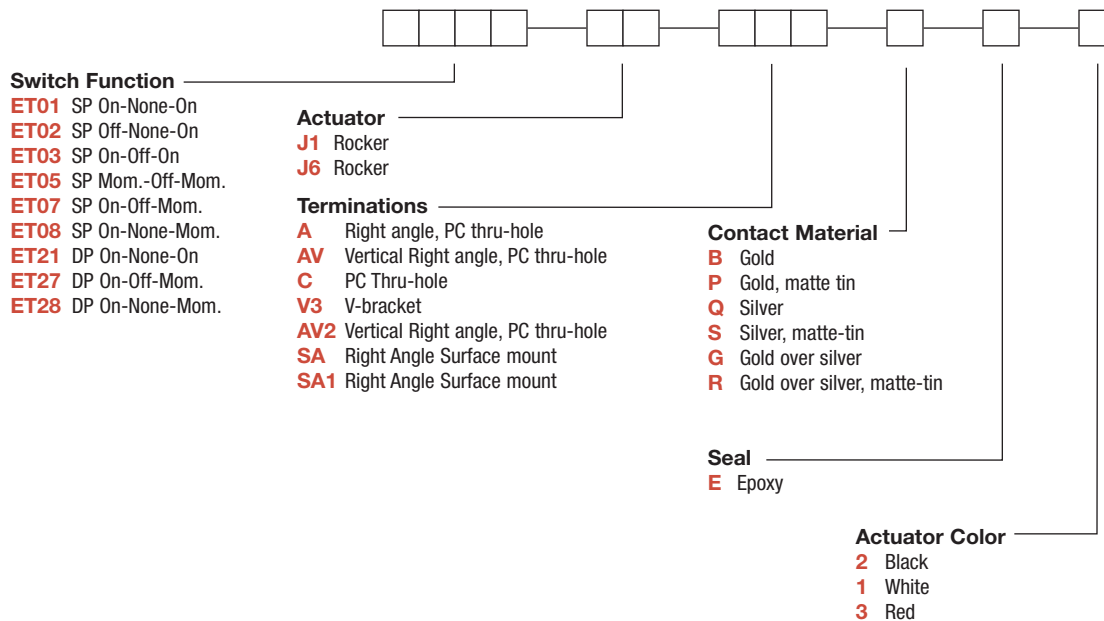
**TERMINAL SEAL:** Epoxy.

**NOTE:** Any models supplied with Q, B, G, S, P & R contact material are RoHS compliant.

**NOTE:** Specifications and materials listed above are for switches with standard options. For information on specific and custom switches, consult Customer Service Center.

## Build-A-Switch

To order, simply select desired option from each category and place in the appropriate box. Available options are shown and described on pages G-41 thru G-45. For additional options not shown in catalog, consult Customer Service Center. All models are process sealed to withstand machine soldering temperatures and pressure wash cleaning methods.



Rocker



G



Dimensions are shown: Inches (mm)  
Specifications and dimensions subject to change

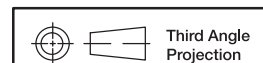
# ET Series Sealed Subminiature Rocker Switches

## SWITCH FUNCTION

NO. POLES	MODEL NO.	SWITCH FUNCTION			CONNECTED TERMINALS			SCHEMATIC
		POS. 1	POS. 2	POS. 3	POS. 1	POS. 2	POS. 3	
SP	ET01	ON	NONE	ON	2-3	N/A	2-1	
	ET03	ON	OFF	ON		N/A		
	ET05	MOM.	OFF	MOM.		OPEN		
	ET07	ON	OFF	MOM.	N/A			
	ET08	ON	NONE	MOM.	N/A			
	ET02	OFF	NONE	ON	OPEN	N/A	3-1	
<p><b>SPDT</b></p> <div style="display: flex; justify-content: space-around; align-items: flex-start;"> <div style="text-align: left;"> <p>Part number shown: ET01J6CBE2</p> </div> <div style="text-align: left;"> <p>ET02 Models: Omit terminal 2</p> </div> <div style="text-align: left;"> <p>Terminal Nos. For Reference Only</p> </div> </div>								
DP	ET21	ON	NONE	ON	2-3,5-6	N/A	2-1,5-4	
	ET27	ON	OFF	MOM.		OPEN		
	ET28	ON	NONE	MOM.		N/A		
<p><b>DPDT</b></p> <div style="display: flex; justify-content: space-around; align-items: flex-start;"> <div style="text-align: left;"> <p>Part number shown: ET21J6CBE2</p> </div> <div style="text-align: left;"> <p>Terminal Nos. For Reference Only</p> </div> </div>								

MOM. = Momentary

All models with all options when ordered with G, S, R or Q contact material.



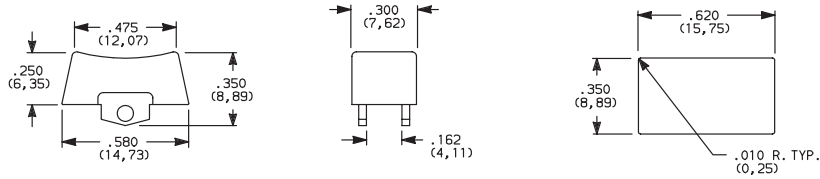
Third Angle Projection  
Dimensions are shown: Inches (mm)  
Specifications and dimensions subject to change



# ET Series Sealed Subminiature Rocker Switches

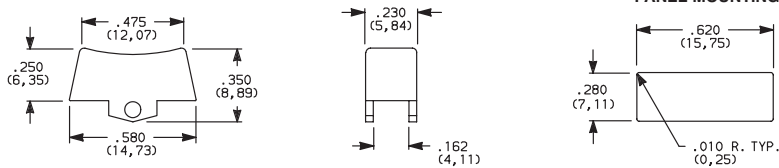
## ACTUATOR

### J1 ROCKER



Available with all models except ET0X with A & SA & SA1 terminations.

### J6 ROCKER



Standard with ET0X model with A & SA & SA1 terminations.

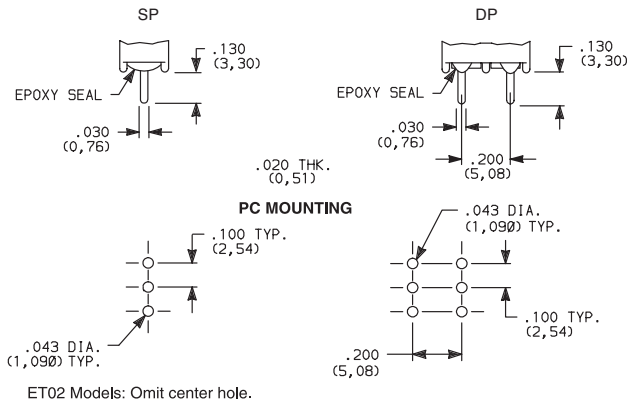
OPTION CODE	ACTUATOR COLOR
2	BLACK
1	WHITE
3	RED

Actuators available separately, see page G-45. Finish: Matte. Other colors, custom actuator markings and legends available, consult Customer Service Center.

**NOTE:** Internal o-ring actuator seal standard.

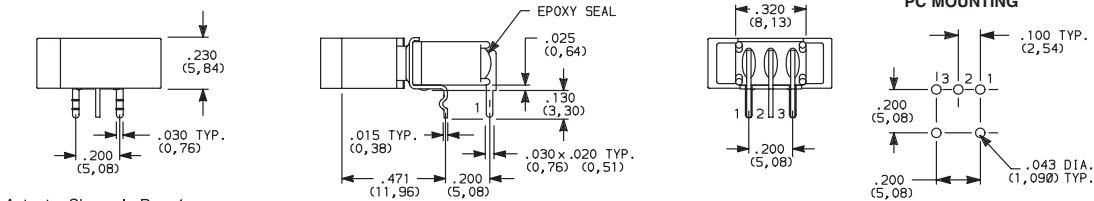
## TERMINATIONS

### C PC THRU-HOLE



### SP & DP

### A RIGHT ANGLE, PC THRU-HOLE



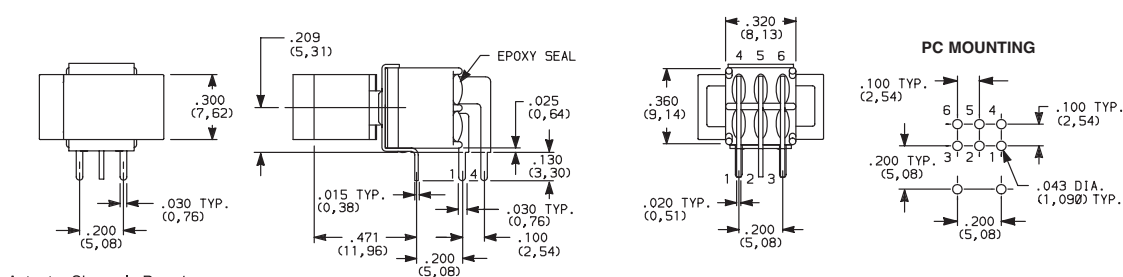
Actuator Shown In Pos. 1

Not available with ET02 model. J6 actuator std. only on ET0X models with A terminations.



ET01J6ABE2  
Horizontal Actuation  
SPDT

### A RIGHT ANGLE, PC THRU-HOLE



Actuator Shown In Pos. 1



ET21J1ABE2  
Horizontal Actuation  
DPDT

Rocker



Third Angle Projection


Dimensions are shown: Inches (mm)  
Specifications and dimensions subject to change



# ET Series Sealed Subminiature Rocker Switches

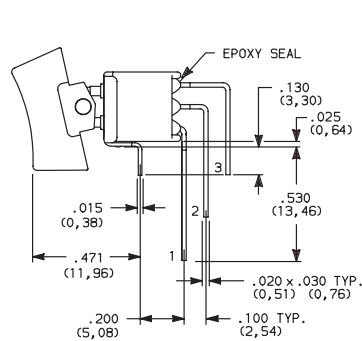
## TERMINATIONS

### AV VERTICAL RIGHT ANGLE, PC THRU-HOLE

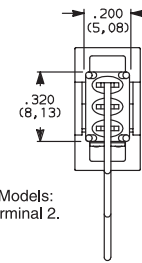


**ET01J1AVBE2**  
Vertical Actuation  
**SPDT**

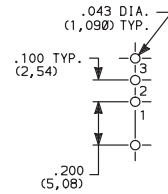
Actuator Shown In Pos. 1



ET02 Models:  
Omit terminal 2.



#### PC MOUNTING

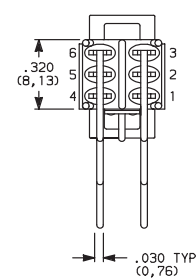
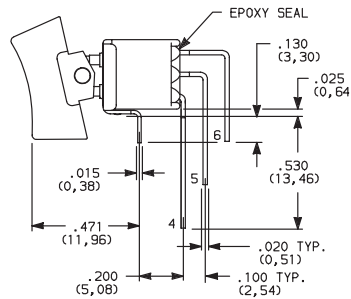
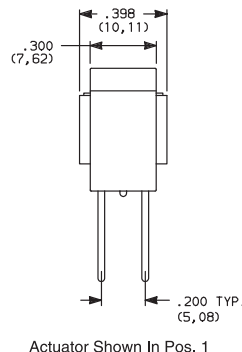


### AV VERTICAL RIGHT ANGLE, PC THRU-HOLE

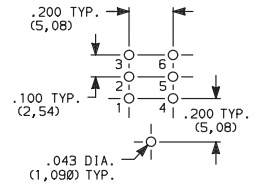


**ET21J1AVBE2**  
Vertical Actuation  
**DPDT**

Actuator Shown In Pos. 1




#### PC MOUNTING

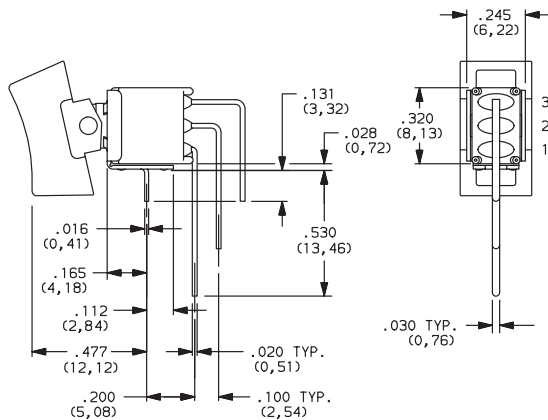
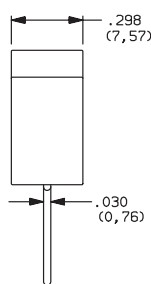


**NOTE:** Terminal bend radii and lead-in manufacturing option.

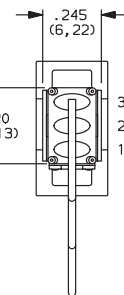
### AV2 VERTICAL RIGHT ANGLE, PC THRU-HOLE



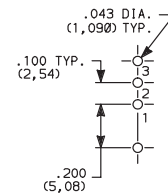
**ET01J1AV2BE2**  
Vertical Actuation  
**SPDT**



.030 TYP.  
(0,76)



#### PC MOUNTING



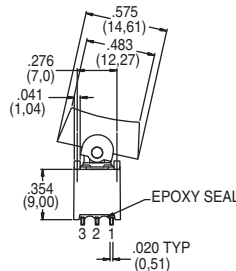
### SA1 RIGHT ANGLE, SURFACE MOUNT



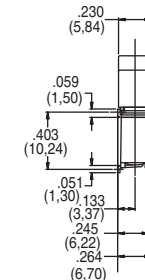
**ET01J6SA1BE2**  
Horizontal Actuation  
**SPDT**

**NOTE:** Standard with tape & reel packaging, see page G-45.

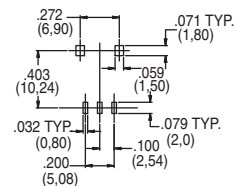
**NOTE:** Available in B contact materials only.  
Available in J6 actuator black only.  
Not available in ET02.



#### ACTUATOR SHOWN POS. 1



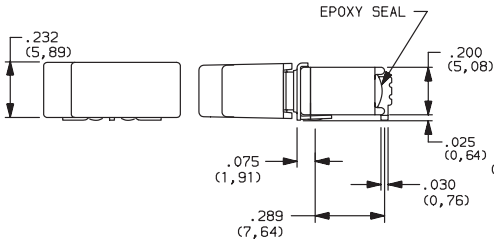
#### PC MOUNTING



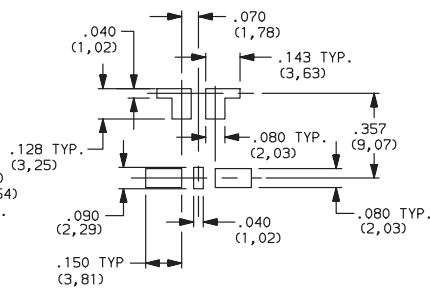
# ET Series Sealed Subminiature Rocker Switches

## TERMINATIONS

### SA RIGHT ANGLE, SURFACE MOUNT



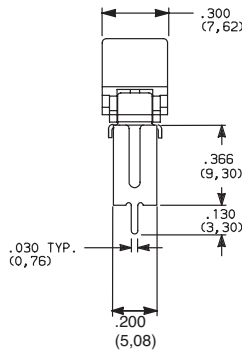
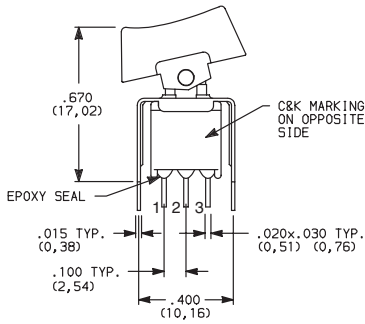
### PANEL MOUNTING



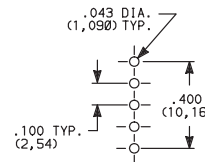
ET01J6SAPE2  
Horizontal Actuation  
SPDT

**NOTE:** Standard with tape & reel packaging, see page G-45.  
Available with P contact material only.

### V3 VERTICAL MOUNT, V-BRACKET

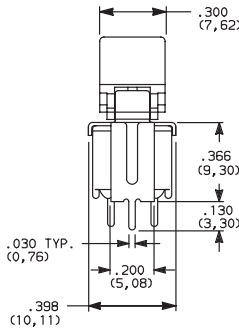
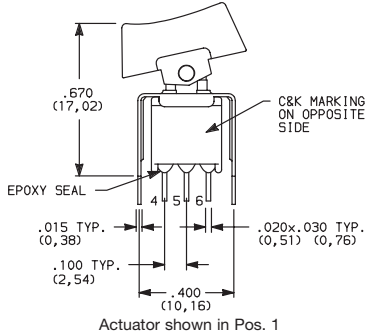


### PC MOUNTING

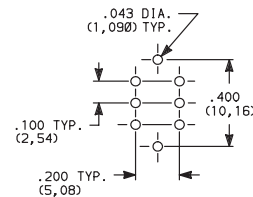


ET01J1V3BE2  
SPDT

### V3 VERTICAL MOUNT, V-BRACKET



### PC MOUNTING



ET21J1V3BE2  
DPDT

## CONTACT MATERIAL

OPTION CODE	CONTACT MATERIAL	TERMINAL PLATING	RATINGS	
<b>B</b>	GOLD <sup>1</sup>	GOLD <sup>1</sup>	LOW LEVEL/ DRY CIRCUIT	0.4 VA MAX. @ 20 V AC OR DC MAX.
<b>P</b>		MATTE-TIN <sup>6</sup>		
<b>Q</b>	SILVER <sup>4,5</sup>	SILVER <sup>5</sup>	POWER	ETX1 MODELS: 3 AMPS @ 120 V AC OR 28 V DC. ALL OTHER MODELS: 2 AMPS @ 120 V AC OR 28 V DC.
<b>S</b>		MATTE-TIN <sup>6</sup>		
<b>G</b>	GOLD OVER SILVER <sup>2,3</sup>	GOLD <sup>3</sup>	LOW LEVEL/DRY CIRCUIT OR POWER	ETX1 MODELS: 0.4 VA MAX @ 20 V AC OR DC MAX. OR 3 AMPS @ 120 V AC OR 28 V DC. ALL OTHER MODELS: 0.4 VA MAX @ 20 V AC OR DC MAX. OR 2 AMPS @ 120 V AC OR 28 V DC.
<b>R</b>		MATTE-TIN <sup>6</sup>		

\* Note: See Technical Data section of this catalog for RoHS compliant and compatible definitions and specifications.

<sup>1</sup> CONTACTS & TERMINALS: Copper alloy, with gold plate over nickel plate.

<sup>2</sup> END CONTACTS: Coin silver, with gold plate over nickel plate.

<sup>3</sup> CENTER CONTACTS & ALL TERMINALS: Copper alloy, with gold plate over nickel plate.

<sup>4</sup> END CONTACTS: Coin silver, silver plated.

<sup>5</sup> CENTER CONTACT & ALL TERMINALS: Copper alloy, silver plated.

<sup>6</sup> TERMINALS: Copper alloy, with matte-tin over nickel plate.

**NOTE:** Any models supplied with Q, B, G, S, P & R contact material are RoHS compliant.

All models with all options when ordered with G, Q, S & R contact material.

Rocker



G

**C&K**



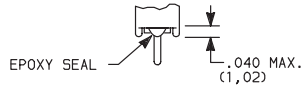
Third Angle  
Projection

Dimensions are shown: Inches (mm)  
Specifications and dimensions subject to change

# ET Series Sealed Subminiature Rocker Switches

## SEAL

**E** EPOXY SEAL



## AVAILABLE HARDWARE

J1 Actuator



PART NO.

**261A01000** WHITE  
**261A02263** BLACK  
**261A03000** RED

Material: Nylon  
Finish: Matte

NOT AVAILABLE WITH A, SA, SA1

J6 Actuator



PART NO.

**621C01000** WHITE  
**621C02263** BLACK  
**621C03000** RED

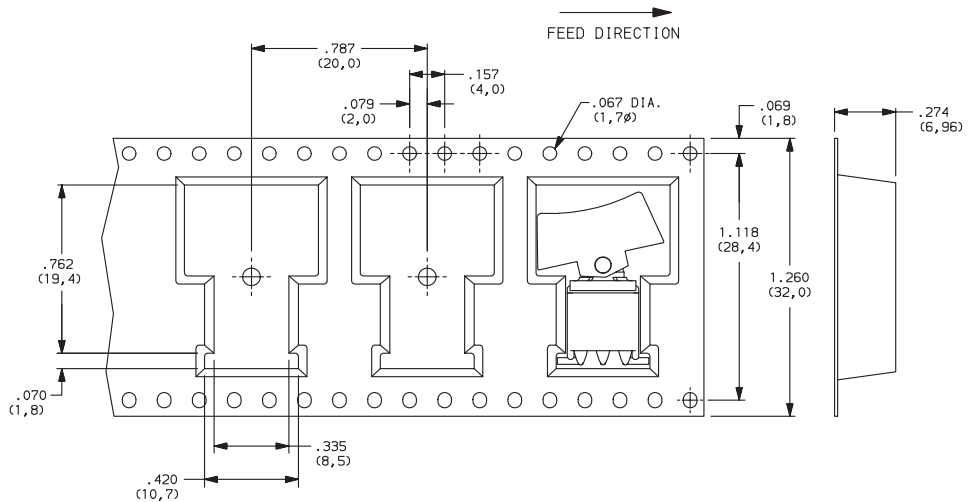
Material: Nylon  
Finish: Matte  
For Hi Temp, Consult Factory

**NOTE:** Other colors available,  
consult Customer Service Center.

## TAPE & REEL SA TERMINATION

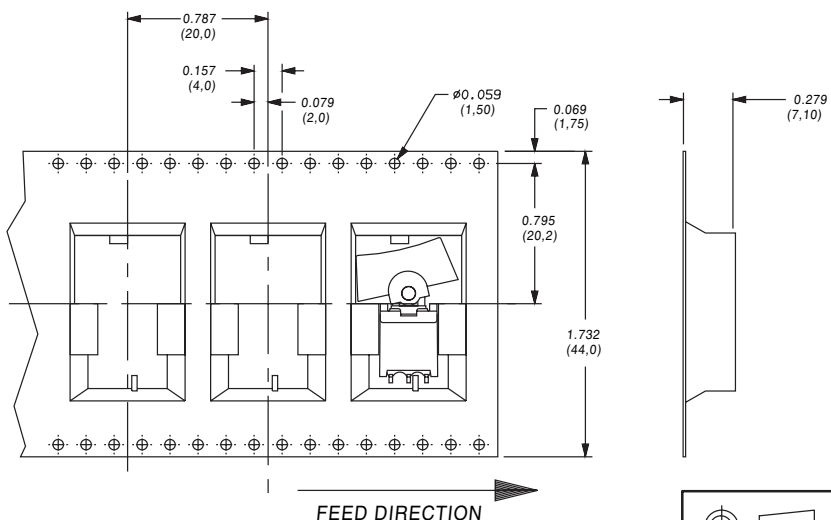
ET01J6SABE (SHOWN)


REEL INFORMATION	
OUTSIDE DIAMETER	13.00 (330,0)
PILOT HOLE	.512 (13,0)
QUANTITY PER REEL	500



ET01J6SA1BE (SHOWN)

REEL INFORMATION	
OUTSIDE DIAMETER	13.00 (330,0)
PILOT HOLE	.795 (20,2)
QUANTITY PER REEL	450



 Third Angle  
Projection

Dimensions are shown: Inches (mm)  
Specifications and dimensions subject to change

**C&K**