

LCS Series Subminiature Sealed Snap-acting Switches



Features/Benefits

- Compact design
- Long life and high electrical capacity
- Quick connect, solder terminals, PC terminals, wire leads
- Wide variety of actuator styles
- RoHS compatible, RoHS compliant
- IP67

Typical Applications

- Motorized equipment
- Sump pump
- Thermostatic controls
- Computers
- Air conditioners

UL61058-1  

Specifications

CONTACT RATING: from low level to 5 Amp
 ELECTRICAL LIFE: 10,000 cycles
 INSULATION RESISTANCE: 100 M ohm min.
 DIELECTRIC STRENGTH: 1,000 VAC
 OPERATING TEMPERATURE:
 -40°C to +120°C (without wire)
 -40°C to +85°C (with UL1007 wire)
 -40°C to +105°C (with UL1015 wire)
 -40°C to +105°C (with UL1430 wire)
 -40°C to +80°C (with UL1061 wire)
 -40°C to +120°C (with UL1330 wire)
 OPERATING FORCE: (see ACTUATOR'S option sections).
 MOUNTING: 2-56 screws, torque 2.3 in/lbs max.

NOTE: Specifications and materials listed above are for switches with standard options.
 For information on specific and custom switches, consult Customer Service center.



Materials

SWITCH HOUSING: Thermoplastic polyester or high temperature thermoplastic (PTS) (UL 94V-0).
 ACTUATOR BUTTON: Thermoplastic polyester.
 SPRING: Copper alloy.
 PIVOT: Copper alloy.
 MOVABLE CONTACTS: Option "01" Gold plating over silver alloy Option "05" Silver alloy
 STATIONARY CONTACTS: Option "01" Gold plating over silver alloy Option "05" Silver alloy
 TERMINALS: Copper alloy.
 ACTUATOR LEVEL: Stainless steel.

Snap-acting

Build-A-Switch

To order, simply select desired option from each category and place in the appropriate box. Available options are shown and described on pages J-27 thru J-29. For additional options not shown in catalog, consult Customer Service Center.

Option Code	UL  61058-1	
01	0.1 A 125/250 V AC	NA
05	5 A 125/250 V AC	6 A 250 V AC

Series
LCS

Electrical Rating

Operating Force
2 203 grams

Actuator
P00 Pin plunger
T00 11.9 mm short lever
T05 17.4 mm short lever
T07 19.4 mm short lever
T13 25.5 mm lever
T19 33.3 mm lever
T28 40.7 mm lever
T43 55.9 mm lever
S26 18.6 mm simulated lever
A05 17.2 mm lever roller

Terminations
S Solder
Q 0.110 Quick Connect
P PC Thru Hole
W Wire leads potted
Z Wire leads non-potted

Wire Type AWG
20 20 AWG
22 22 AWG
24 24 AWG
26 26 AWG

Wire UL # (when required)
A UL1007
B UL1015
C UL1430
D UL1061

Circuitry
C SPDT
W SPST N.C.
Y SPST N.O.

Wire Side (when required)
A Wire out the bottom
B Wire out the right side
C Wire out the left side
D None

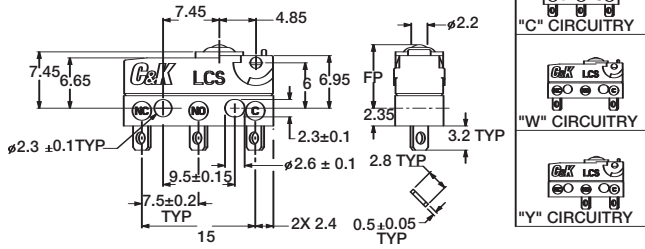


Dimensions are shown: mm
 Specifications and dimensions subject to change

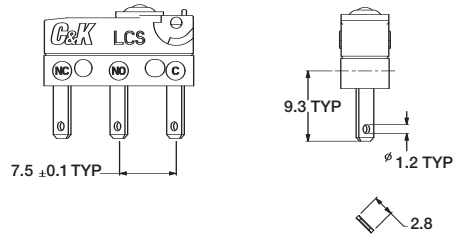
LCS Series Subminiature Sealed Snap-acting Switches

TERMINATIONS

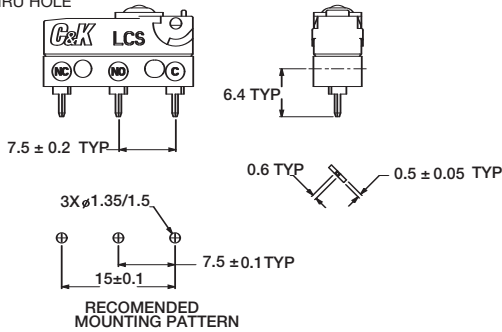
S SOLDER



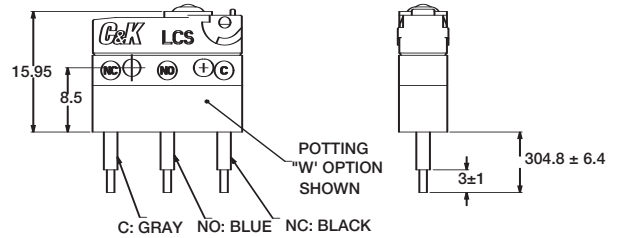
Q QUICK CONNECT 2.8mm / 0.110"



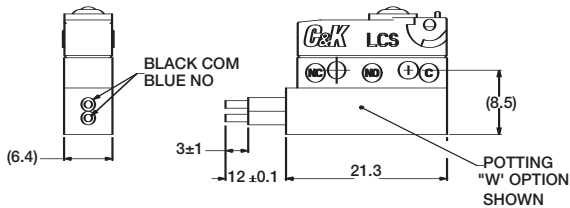
P PC THRU HOLE



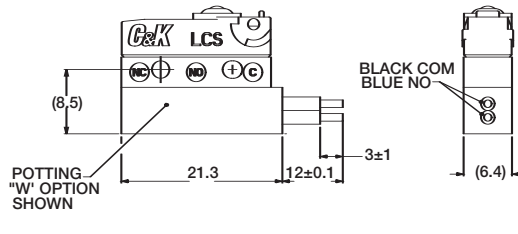
Z or W "A" WIRE ORIENTATION



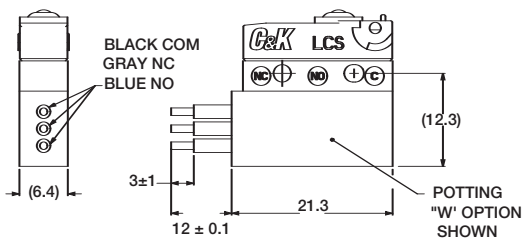
Z or W "B" WIRE ORIENTATION "Y" OR "W" CIRCUITRY



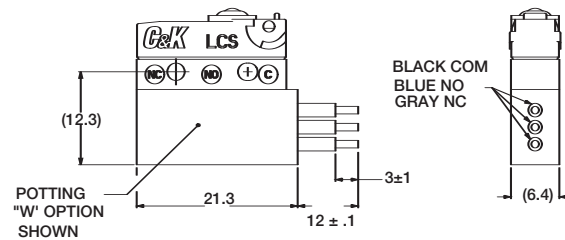
Z or W "C" WIRE ORIENTATION "Y" OR "W" CIRCUITRY



Z or W "B" WIRE ORIENTATION "C" CIRCUITRY



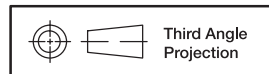
Z or W "C" WIRE ORIENTATION "C" CIRCUITRY



Snap-acting

CIRCUITRY

- C** SPDT (Single Pole, Double Throw)
- W** SPST N.C. (Single Pole, Single Throw, Normally Closed)
- Y** SPST N.O. (Single Pole, Single Throw, Normally Open)



Dimensions are shown: mm
Specifications and dimensions subject to change

