

Sealed Rocker Switch

Double Pole

KD Series



Features

- Snap-in mounting
- RoHS compliant
- 100,000 cycles mechanical life
- IP65
- Lighted and non-lighted versions available

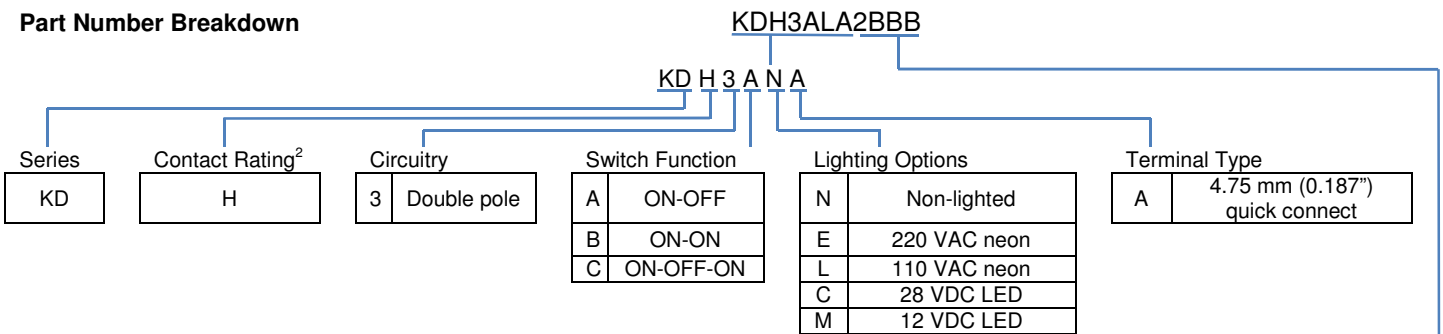
Standard Parts¹

North America	North America and Europe	Europe
KDH3ALA2RBB	KDH3ANA1BBB KDH3BNA1BBB KDH3CNA1BBB	KDH3AEA2GBB KDH3AEA2RBB

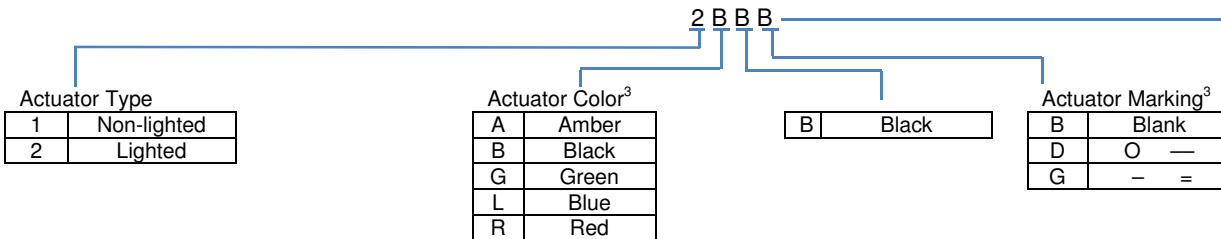
¹The part number configuration matrix below provides details to the part numbers above.

For configurable part numbers that are not listed above, not listed in your region, or for custom part numbers, contact the factory or your distributor.

Part Number Breakdown



²See Electrical Specifications section



³Black actuator is only available for non-lighted; others only for lighted. Only non-lighted actuators can be marked.

Electrical Specifications

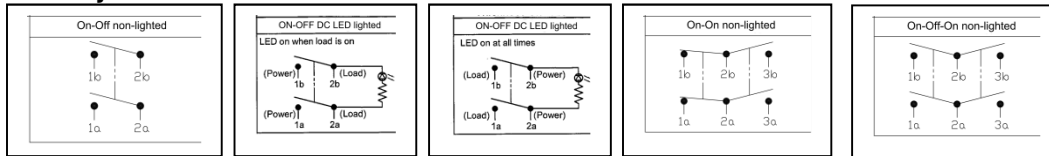
Dielectric Strength	1500 VAC for 1 minute	
Insulation Resistance	100 MΩ min at 500 VDC	
Initial Contact Resistance	0.050 Ω max	
Electrical Ratings	UL1054 16 A 125 VAC / 10 A 250 VAC	VDC ³ 20 A 14 VDC / 10 A 28 VDC
Electrical Life at Rated Load Minimum Operations	UL 6,000	

³DC ratings not agency approved
UL File No: E23301

Material and Environmental Specifications

Actuator	Polycarbonate 94V-2
Housing	Nylon 66 94V-2
Spring	Steel
Contacts	Silver Alloy
Movable Arm	Silver-Plated Copper Alloy
Terminals	Silver-Plated Copper Alloy
Rubber Boot	Silicone
Operating Temperature Range	-25 °C to +85 °C (-13 °F to +185 °F)
Ingress Protection	IP65

Circuitry and Switch Functions



Dimensions mm (inches)

