

Sealed Rocker Switch



Single and Double Pole

KG Series

Features

- Snap-in mounting
- RoHS compliant
- 100,000 cycles mechanical life
- IP56
- Switches up to 20 A

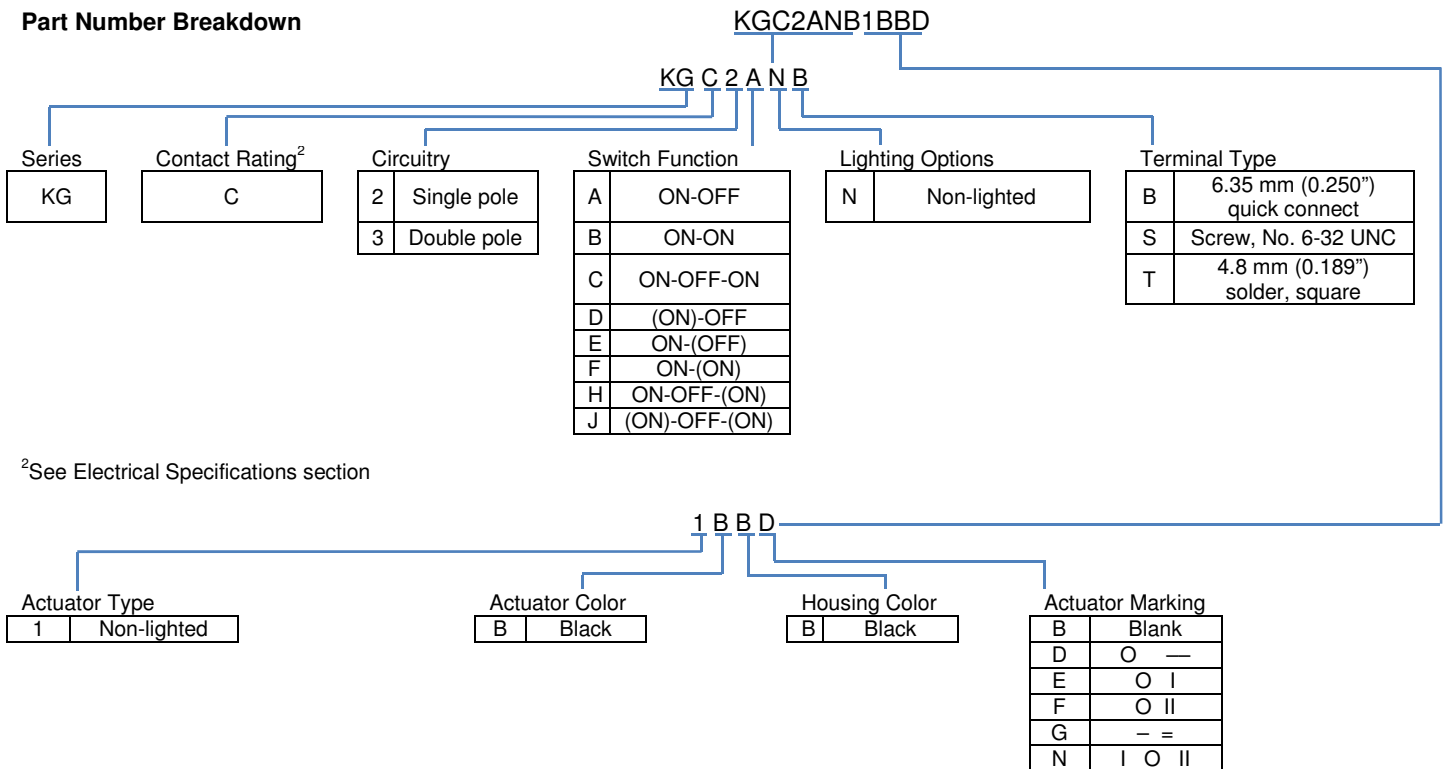
Standard Parts¹

North America and Europe			
KGC2ANB1BBD	KGC2BNB1BBB	KGC2CNB1BBN	KGC3ANB1BBD

¹The part number configuration matrix below provides details to the part numbers above.

For configurable part numbers that are not listed above, not listed in your region, or for custom part numbers, contact the factory or your distributor.

Part Number Breakdown



²See Electrical Specifications section

Electrical Specifications

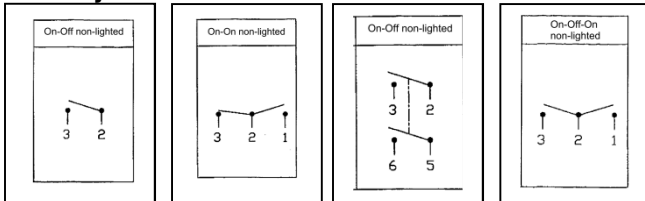
Dielectric Strength	1500 VAC for 1 minute
Insulation Resistance	100 MΩ min at 500 VDC
Initial Contact Resistance	0.050 Ω max
Electrical Ratings	
	UL1054
	20 A 125 VAC / 10 A 250 VAC
	VDC ³
	20 A 14 VDC
Electrical Life at Rated Load Minimum Operations	UL 6,000

³DC ratings not agency approved
UL File No: E23301

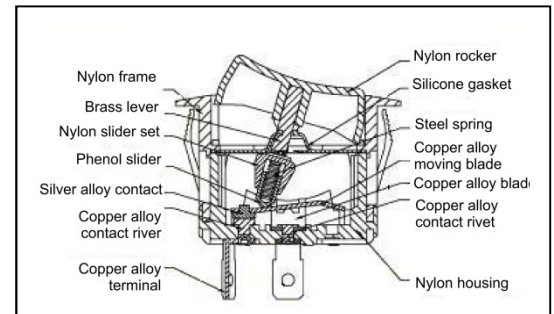
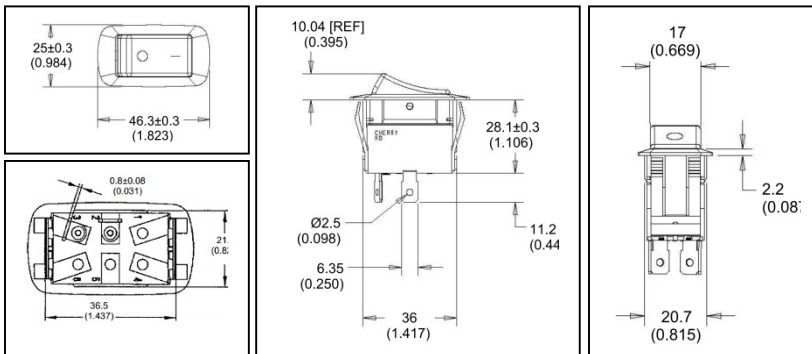
Material and Environmental Specifications

Actuator	Nylon 66 with 33% Glass Fiber
Housing	Nylon 66
Spring	Steel
Contacts	Silver Alloy
Movable Arm	Silver
Terminals	Silver-Plated Copper Alloy
Rubber Boot	Silicone
Operating Temperature Range	-25 °C to +85 °C (-13 °F to +185 °F)
Ingress Protection	IP56

Circuitry and Switch Functions



Dimensions mm (inches)



Recommended Panel Cut-Out Dimensions		
Panel thickness	Dimension Y	Dimension X
0.75 to 1.25 (0.030 to 0.049)	36.6±0.2 (1.441±0.004)	21.2±0.1 (0.835±0.004)
1.25 to 2.00 (0.049 to 0.079)	36.8±0.2 (1.449±0.004)	
2.00 to 3.00 (0.079 to 0.118)	37.0±0.2 (1.457±0.004)	