




CFM100M SERIES

100W MEDICAL&ITE OPEN FRAME AC-DC MODULES WITH PFC



Features

- * Universal Input Range 90 ~ 264VAC
- * Medical and ITE Approved
- * 3"x 5" Compact Size
- * Less than 1 U high
- * Industry Standard Pin Out
- * Active PFC Meets EN61000-3-2
- * High Efficiency up to 92%
- * Meets CISPR/FCC Class B
- * Remote Voltage Sense
- * Over Voltage Protection
- * Continuous Short Circuit Protection
- * No Load Power Consumption<0.5W
- * Meets 2MOPP



MODEL	OUTPUT VOLTAGE	MAX. LOAD	MIN. LOAD	RIPPLE & NOISE NOTE 1	VOLTAGE ADJ. RANGE	VOLTAGE ACCURACY NOTE 2	LINE REGULATION NOTE 3	LOAD REGULATION NOTE 4	% EFF. (Typ.) NOTE 5
CFM100M050	5 V	20 A	0 A	2%	4.75~5.25	±1%	±0.5%	±1%	83%
CFM100M075	7.5 V	13.4 A	0 A	2%	7.13~7.88	±1%	±0.5%	±1%	87%
CFM100M090	9 V	11.2 A	0 A	1%	8.55~9.45	±1%	±0.5%	±1%	89%
CFM100M120	12 V	8.4 A	0 A	1%	11.4~12.6	±1%	±0.5%	±1%	89%
CFM100M150	15 V	6.7 A	0 A	1%	14.25~15.75	±1%	±0.5%	±1%	90%
CFM100M180	18 V	5.6 A	0 A	1%	17.1~18.9	±1%	±0.5%	±1%	90%
CFM100M240	24 V	4.2 A	0 A	1%	22.8~25.2	±1%	±0.5%	±1%	91%
CFM100M280	28 V	3.6 A	0 A	1%	26.6~29.4	±1%	±0.5%	±1%	90%
CFM100M360	36 V	2.8 A	0 A	1%	34.2~37.8	±1%	±0.5%	±1%	91%
CFM100M480	48 V	2.1 A	0 A	1%	45.6~50.4	±1%	±0.5%	±1%	92%

Specifications

INPUT SPECIFICATIONS:

Voltage 90~264Vac
 Frequency 47 to 63Hz
 Inrush Current 80A max. @240Vac
 Leakage Current 300uA max.

OUTPUT SPECIFICATIONS:

Hold-up Time 16ms typ.
 Short Circuit Protection Hiccup mode(Auto Recovery)
 Adjustment Range on Vout..... ±5%
 Over Voltage Protection Recycle AC input to restart
 Temperature Coefficient ±0.05%/°C

GENERAL SPECIFICATIONS:

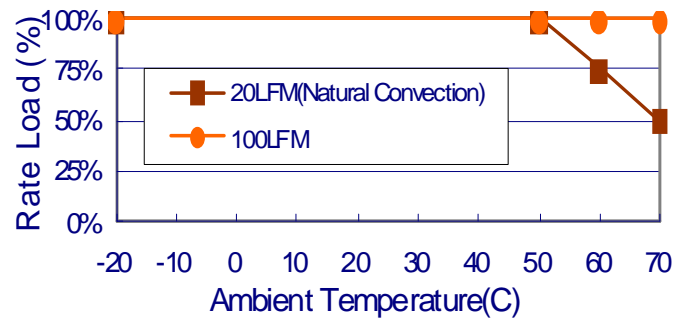
Isolation Input to output = 5,656VDC
 Operating Temperature -20°C ~ 70°C (see Derating Curve)
 Storage Temperature -20 ~ 85°C
 Humidity 93% RH max. Non condensing
 Cooling Natural Convection
 Switching Frequency 90KHz Typical
 MTBF MIL-HDBK-217F, GB, 25°C/115VAC 200Khrs min.
 Altitude 3000m
 Dimensions 5.000x3.000x1.050inches (127.00x76.20x26.67mm)
 Weight 270g (0.6Pounds)

SAFETY AND EMC:

Emission and Immunity EN55024, EN61000-6-1, EN61204-3
 EN60601-1-2, EN61000-3-2 Class A, B, C, D, EN61000-3-3
 EN55011 Class B, EN55022 Class B, FCC Part15 Class B
 Safety IEC60601-1:2005, EN60601-1:2006, ANSI/AAMI ES60601-1:2005
 IEC60950-1, EN60950-1, UL60950-1

CFM100M Series Derating Curve

CFM100M

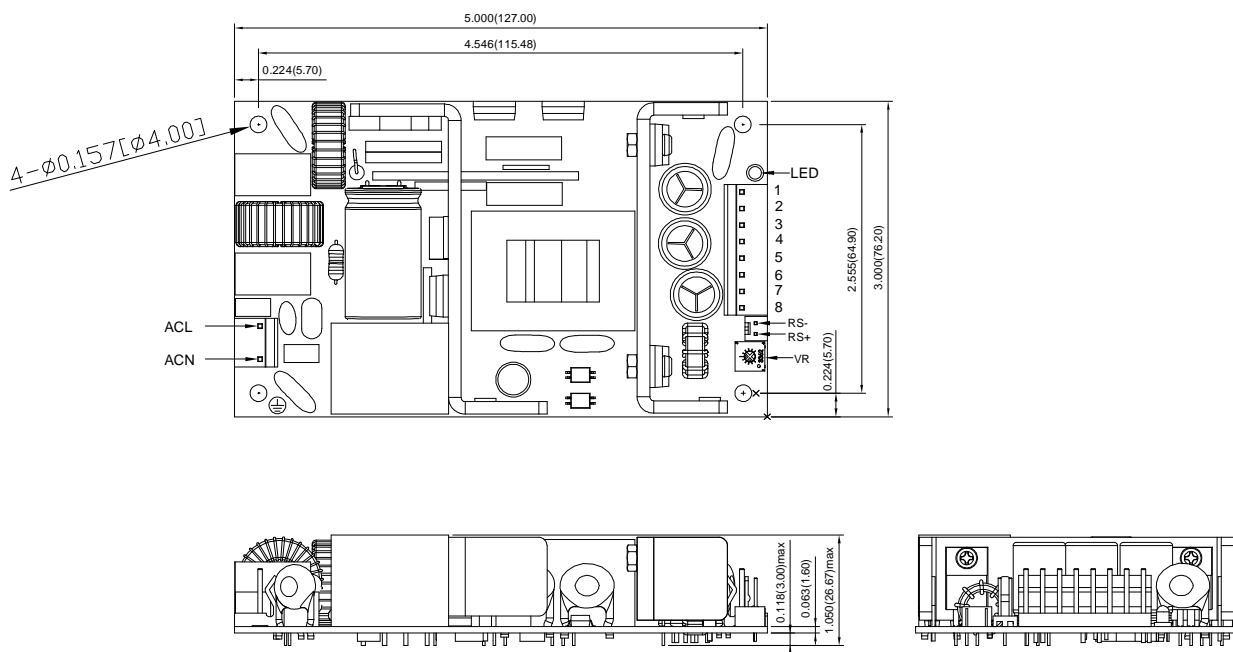


NOTE:

1. CFM100M050: Add a 0.1uF ceramic capacitor and 220uF E.L. capacitor to output for Ripple & Noise measuring @20MHz BW. Other Model: Add a 0.1uF ceramic capacitor and a 10uF E.L. capacitor to output for Ripple & Noise measuring @20MHz BW.
2. Voltage accuracy is set at 100% rated load and 25°C Ta.
3. Line regulation is measured from high line to low line with full load.
4. Load regulation is measured from Full to 10% load.
5. Typical efficiency at 230VAC and full load at 25°C.
6. Standard input and output connectors wafer with LONG CHU P3060 series and mate with MOLEX housing 09-50-1031 and 09-50-1081 or equivalent.
7. DC output pin 1, 2, 3, 4: Vout (-), DC output pin 5, 6, 7, 8: Vout (+).

CFM100M Series

All Dimensions are in inches[mm]
 Tolerance: Inches:x.xxx= ±0.02
 Millimeters:x.xx= ±0.5



Typical at 25°C, nominal line and 75% load, unless otherwise Specified