




# CFM100M SERIES

## 100W MEDICAL&ITE OPEN FRAME AC-DC MODULES WITH PFC



### Features

- \* Universal Input Range 90 ~ 264VAC
- \* Medical and ITE Approved
- \* 3"x 5" Compact Size
- \* Less than 1 U high
- \* Industry Standard Pin Out
- \* Active PFC Meets EN61000-3-2
- \* High Efficiency up to 92%
- \* Meets CISPR/FCC Class B
- \* Remote Voltage Sense
- \* Over Voltage Protection
- \* Continuous Short Circuit Protection
- \* No Load Power Consumption<0.5W
- \* Meets 2MOPP



MODEL	OUTPUT VOLTAGE	MAX. LOAD	MIN. LOAD	RIPPLE & NOISE NOTE 1	VOLTAGE ADJ. RANGE	VOLTAGE ACCURACY NOTE 2	LINE REGULATION NOTE 3	LOAD REGULATION NOTE 4	% EFF. (Typ.) NOTE 5
CFM100M050	5 V	20 A	0 A	2%	4.75~5.25	±1%	±0.5%	±1%	83%
CFM100M075	7.5 V	13.4 A	0 A	2%	7.13~7.88	±1%	±0.5%	±1%	87%
CFM100M090	9 V	11.2 A	0 A	1%	8.55~9.45	±1%	±0.5%	±1%	89%
CFM100M120	12 V	8.4 A	0 A	1%	11.4~12.6	±1%	±0.5%	±1%	89%
CFM100M150	15 V	6.7 A	0 A	1%	14.25~15.75	±1%	±0.5%	±1%	90%
CFM100M180	18 V	5.6 A	0 A	1%	17.1~18.9	±1%	±0.5%	±1%	90%
CFM100M240	24 V	4.2 A	0 A	1%	22.8~25.2	±1%	±0.5%	±1%	91%
CFM100M280	28 V	3.6 A	0 A	1%	26.6~29.4	±1%	±0.5%	±1%	90%
CFM100M360	36 V	2.8 A	0 A	1%	34.2~37.8	±1%	±0.5%	±1%	91%
CFM100M480	48 V	2.1 A	0 A	1%	45.6~50.4	±1%	±0.5%	±1%	92%

## Specifications

### INPUT SPECIFICATIONS:

Voltage ..... 90~264Vac  
 Frequency ..... 47 to 63Hz  
 Inrush Current ..... 80A max. @240Vac  
 Leakage Current ..... 300uA max.

### OUTPUT SPECIFICATIONS:

Hold-up Time ..... 16ms typ.  
 Short Circuit Protection ..... Hiccup mode(Auto Recovery)  
 Adjustment Range on Vout..... ±5%  
 Over Voltage Protection ..... Recycle AC input to restart  
 Temperature Coefficient ..... ±0.05%/°C

### GENERAL SPECIFICATIONS:

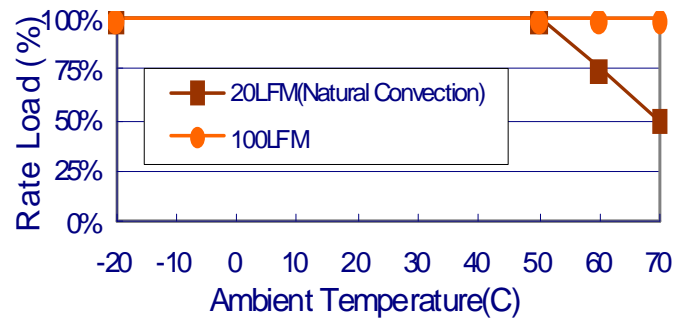
Isolation ..... Input to output = 5,656VDC  
 Operating Temperature ..... -20°C ~ 70°C (see Derating Curve)  
 Storage Temperature ..... -20 ~ 85°C  
 Humidity ..... 93% RH max. Non condensing  
 Cooling ..... Natural Convection  
 Switching Frequency ..... 90KHz Typical  
 MTBF ..... MIL-HDBK-217F, GB, 25°C/115VAC ..... 200Khrs min.  
 Altitude ..... 3000m  
 Dimensions ..... 5.000x3.000x1.050inches (127.00x76.20x26.67mm)  
 Weight ..... 270g (0.6Pounds)

### SAFETY AND EMC:

Emission and Immunity ..... EN55024, EN61000-6-1, EN61204-3  
 EN60601-1-2, EN61000-3-2 Class A, B, C, D, EN61000-3-3  
 EN55011 Class B, EN55022 Class B, FCC Part15 Class B  
 Safety ..... IEC60601-1:2005, EN60601-1:2006, ANSI/AAMI ES60601-1:2005  
 IEC60950-1, EN60950-1, UL60950-1

## CFM100M Series Derating Curve

### CFM100M

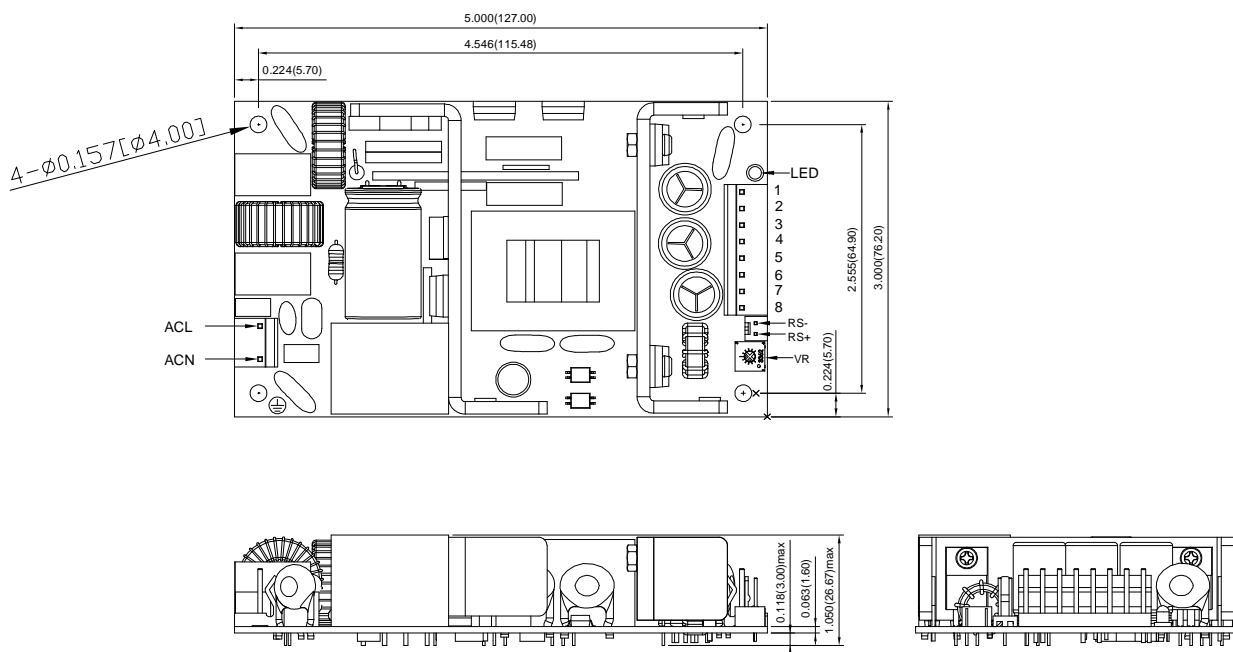


### NOTE:

1. CFM100M050: Add a 0.1uF ceramic capacitor and 220uF E.L. capacitor to output for Ripple & Noise measuring @20MHz BW. Other Model: Add a 0.1uF ceramic capacitor and a 10uF E.L. capacitor to output for Ripple & Noise measuring @20MHz BW.
2. Voltage accuracy is set at 100% rated load and 25°C Ta.
3. Line regulation is measured from high line to low line with full load.
4. Load regulation is measured from Full to 10% load.
5. Typical efficiency at 230VAC and full load at 25°C.
6. Standard input and output connectors wafer with LONG CHU P3060 series and mate with MOLEX housing 09-50-1031 and 09-50-1081 or equivalent.
7. DC output pin 1, 2, 3, 4: Vout (-), DC output pin 5, 6, 7, 8: Vout (+).

## CFM100M Series

All Dimensions are in inches[mm]  
 Tolerance: Inches:x.xxx= ±0.02  
 Millimeters:x.xx= ±0.5



Typical at 25°C, nominal line and 75% load, unless otherwise Specified