




Mini Air Core Inductors



- Small air core inductors feature high Q and tight tolerances
- Acrylic jacket provides a flat top for pick and place
- Solder coated leads ensure reliable soldering

Terminations RoHS compliant tin-silver over copper. Other terminations available at additional cost.

Ambient temperature -40°C to +125°C with Irms current, +125°C to +140°C with derated current

Storage temperature Component: -40°C to +140°C. Tape and reel packaging: -40°C to +80°C

Resistance to soldering heat Max three 40 second reflows at +260°C, parts cooled to room temperature between cycles

Temperature Coefficient of Inductance (TCL) +5 to +70 ppm/°C

Moisture Sensitivity Level (MSL) 1 (unlimited floor life at <30°C / 85% relative humidity)

Failures in Time (FIT) / Mean Time Between Failures (MTBF)

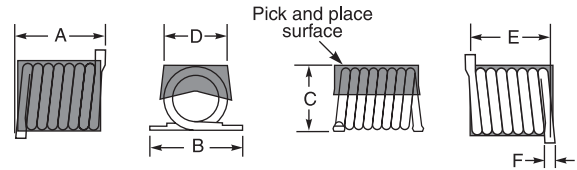
One per billion hours / one billion hours, calculated per Telcordia SR-332

Packaging A0xT: 700/7" reel; 2500/13" reel Plastic tape: 12 mm wide, 0.32 mm thick, 8 mm pocket spacing, 3.3 mm pocket depth

BxxT: 500/7" reel; 2200/13" reel Plastic tape: 16 mm wide, 0.28 mm thick, 8 mm pocket spacing, 3.4 mm pocket depth
Recommended pick and place nozzle: OD: 0.110"; ID: 0.091"

PCB washing Tested to MIL-STD-202 Method 215 plus an additional aqueous wash. See [Doc787_PCB_Washing.pdf](#).

Part number ¹	Turns	L ² (nH)	Percent tol ³	Q ⁴ min	SRF min ⁵ (GHz)	DCR max ⁶ (mOhm)	Irms ⁷ (A)	Weight (mg)
A01TKL_	1	2.5	10	145	12.5	1.1	4	31
A02T_L_	2	5.0	5,2,1	140	6.5	1.8	4	42
A03T_L_	3	8.0	5,2,1	140	5.0	2.6	4	52
A04T_L_	4	12.5	5,2,1	137	3.3	3.4	4	65
A05T_L_	5	18.5	5,2,1	132	2.5	3.9	4	78
B06T_L_	6	17.5	5,2,1	100	2.2	4.5	4	100
B07T_L_	7	22.0	5,2,1	102	2.1	5.2	4	110
B08T_L_	8	28.0	5,2,1	105	1.8	6.0	4	118
B09T_L_	9	35.5	5,2,1	112	1.5	6.8	4	133
B10T_L_	10	43.0	5,2,1	106	1.2	7.9	4	147



Size	A max	B max	C max	D	E	F max
A	0.155 3,94	0.175	0.124	0.110 ±0.010	0.115 ±0.010 2,92 ±0,25	0.029 inch
B	0.270 6,86	4,45	3,15	2,79 ±0,25	0.230 ±0.015 5,84 ±0,38	0,74 mm

1. When ordering, please specify **tolerance, termination and packaging** codes:

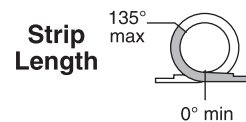
A02TGLC

Tolerance: F = 1% G = 2% J = 5% K = 10% (Table shows stock tolerances in bold.)

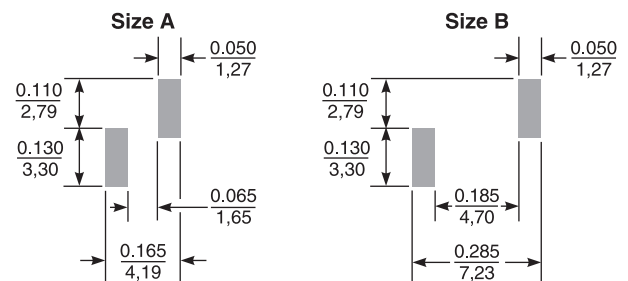
Termination: L = RoHS compliant tin-silver (96.5/3.5) over copper. Special order: T = RoHS tin-silver-copper (95.5/4/0.5) or S = non-RoHS tin-lead (63/37).

Packaging: C = 7" machine-ready reel. EIA-481 embossed plastic tape, 700 (AxxT) or 500 (BxxT) parts per full reel.
B = Less than full reel. In tape, but not machine-ready. To have a leader and trailer added (\$25 charge), use code letter C instead.
D = 13" machine-ready reel. EIA-481 embossed plastic tape. Factory order only, not stocked, 2500 (AxxT) or 2200 (BxxT) parts per full reel.

- Inductance measured at 150 MHz with an Agilent/HP 4286 or equivalent, a Coilcraft SMD-A and correlation.
 - Tolerances in bold are stocked for immediate shipment.
 - Q measured at 150 MHz using an Agilent/HP 4291A with an Agilent/HP 16193A test fixture or equivalents.
 - SRF tested on an Agilent/HP 8720D or equivalent and a Coilcraft SMD-D fixture.
 - DCR tested on the Cambridge Technology Model Micro-ohmmeter or equivalent.
 - Current that causes a 15°C temperature rise from 25°C ambient.
 - Electrical specifications at 25°C.
- Refer to Doc 362 "Soldering Surface Mount Components" before soldering.



Recommended Land Patterns



Dimensions are in $\frac{\text{inches}}{\text{mm}}$



US +1-847-639-6400 sales@coilcraft.com
UK +44-1236-730595 sales@coilcraft-europe.com
Taiwan +886-2-2264 3646 sales@coilcraft.com.tw
China +86-21-6218 8074 sales@coilcraft.com.cn
Singapore +65-6484 8412 sales@coilcraft.com.sg

Document 107-1 Revised 10/03/11

© Coilcraft Inc. 2017

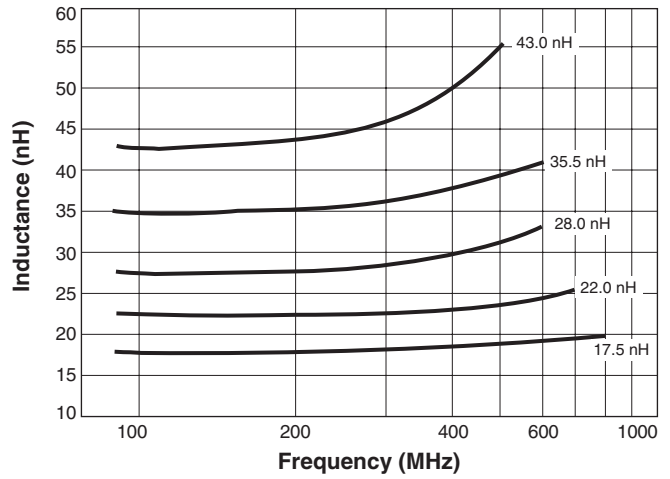
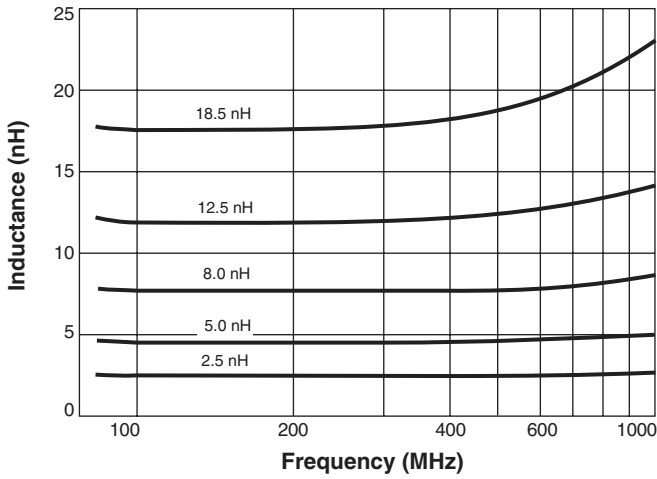
This product may not be used in medical or high risk applications without prior Coilcraft approval. Specification subject to change without notice. Please check web site for latest information.

Designer's Kit C302 contains 12 each of all 5% values
 Designer's Kit C302-2 contains 12 each of all 2% values

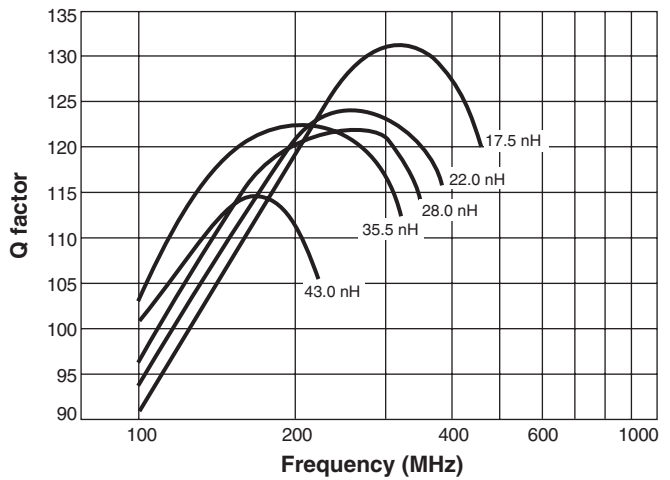
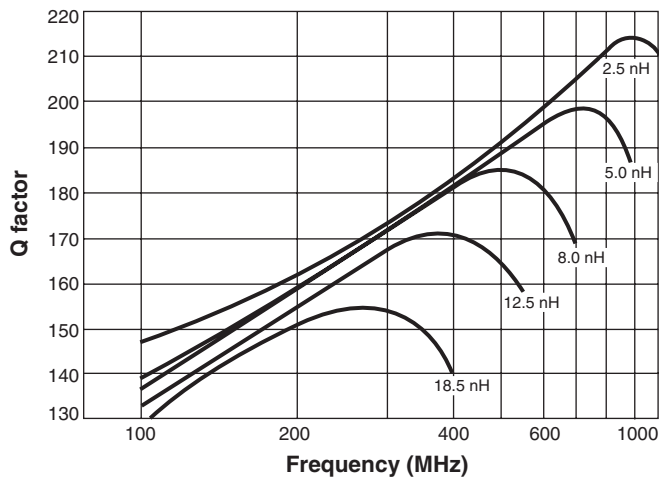


Mini Air Core Inductors

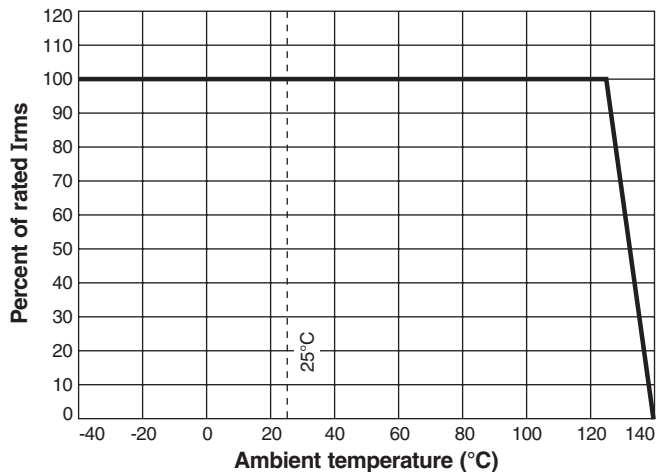
Typical L vs Frequency



Typical Q vs Frequency



Typical Irms Derating



S-Parameter files
 ON OUR WEB SITE
SPICE models
 ON OUR WEB SITE



US +1-847-639-6400 sales@coilcraft.com
UK +44-1236-730595 sales@coilcraft-europe.com
Taiwan +886-2-2264 3646 sales@coilcraft.com.tw
China +86-21-6218 8074 sales@coilcraft.com.cn
Singapore + 65-6484 8412 sales@coilcraft.com.sg

Document 107-2 Revised 10/03/11
 © Coilcraft Inc. 2017
 This product may not be used in medical or high risk applications without prior Coilcraft approval. Specification subject to change without notice. Please check web site for latest information.