

### Cree® Screen Master® 4-mm Oval LED C4SMC-RGF/GGF/BGF



#### PRODUCT DESCRIPTION

These oval LEDs are specifically designed for full-color video screens, digital billboards and passenger-information signs. The oval-shaped radiation pattern and high luminous intensity ensure that these devices are excellent for bright sunlight or low power consumption outdoor applications.

These lamps are made with an advanced optical-grade epoxy that offers superior high-temperature and high-moisture-resistance performance in outdoor signal and sign applications. The encapsulation resin contains anti-UV material in order to reduce the effects of long-term exposure to direct sunlight.

#### FEATURES

- Size (mm): 4
- Color and Typical Dominant Wavelength:  
Red (621nm)  
Green(527nm)  
Blue(470nm)
- Luminous Intensity (mcd)  
C4SMC-RGF: (1520-4180)  
C4SMC-GGF: (3000-8200)  
C4SMC-BGF: (770-2130)
- Lead - Free
- RoHS Compliant

#### APPLICATIONS

- Electronic Signs & Signals (ESS)
- Full Color Video Screen
- Digital Billboards
- Motorway Signs
- Variable Message Sign (VMS)
- Advertising Signs
- Petrol Signs

**ABSOLUTE MAXIMUM RATINGS ( $T_A = 25^\circ\text{C}$ )**

Items	Symbol	Absolute Maximum Rating		Unit
		Red	Blue and Green	
Forward Current	$I_F$	50 <sup>Note1</sup>	35	mA
Peak Forward Current <sup>Note2</sup>	$I_{FP}$	200	100	mA
Reverse Voltage	$V_R$	5	5	V
Power Dissipation	$P_D$	130	140	mW
Operation Temperature	$T_{opr}$	-40 ~ +95		$^\circ\text{C}$
Storage Temperature	$T_{stg}$	-40 ~ +100		$^\circ\text{C}$
Lead Soldering Temperature	$T_{sol}$	Max. 260 $^\circ\text{C}$ for 3 sec. max. (3 mm from the base of the epoxy bulb)		
Electrostatic Discharge Classification (MIL-STD-883E)	ESD	Class 2		

**Note:**

1. For long term performance the drive currents between 10mA and 30mA are recommended. Please contact CREE sales representative for more information on recommended drive conditions.
2. Pulse width  $\leq 0.1$  msec, duty  $\leq 1/10$ .

**TYPICAL ELECTRICAL & OPTICAL CHARACTERISTICS ( $T_A = 25^\circ\text{C}$ )**

Characteristics	Color	Symbol	Condition	Unit	Minimum	Typical	Maximum
Forward Voltage	Red	$V_F$	$I_F = 20$ mA	V		2.0	2.6
	Green	$V_F$	$I_F = 20$ mA	V		3.0	3.8
	Blue	$V_F$	$I_F = 20$ mA	V		3.2	3.8
Reverse Current	Red	$I_R$	$V_R = 5$ V	$\mu\text{A}$			100
	Blue/Green	$I_R$	$V_R = 5$ V	$\mu\text{A}$			100
Dominant Wavelength	Red	$\lambda_D$	$I_F = 20$ mA	nm	619	621	624
	Green	$\lambda_D$	$I_F = 20$ mA	nm	520	527	535
	Blue	$\lambda_D$	$I_F = 20$ mA	nm	460	470	475
Luminous Intensity	Red	$I_V$	$I_F = 20$ mA	mcd	1520	2800	
	Green	$I_V$	$I_F = 20$ mA	mcd	3000	5900	
	Blue	$I_V$	$I_F = 20$ mA	mcd	770	1400	

## INTENSITY BIN LIMIT ( $I_F = 20 \text{ mA}$ )

Red: C4SMC-RGF

Bin Code	Sub-bin	Min. (mcd)	Max. (mcd)
U0	U1	1520	1672
	U2	1672	1824
	U3	1824	1976
	U4	1976	2130
V0	V1	2130	2347
	V2	2347	2564
	V3	2564	2781
	V4	2781	3000
W0	W1	3000	3295
	W2	3295	3590
	W3	3590	3885
	W4	3885	4180

Green: C4SMC-GGF

Bin Code	Sub-bin	Min. (mcd)	Max. (mcd)
W0	W1	3000	3295
	W2	3295	3590
	W3	3590	3885
	W4	3885	4180
X0	X1	4180	4600
	X2	4600	5020
	X3	5020	5440
	X4	5440	5860
Y0	Y1	5860	6445
	Y2	6445	7030
	Y3	7030	7615
	Y4	7615	8200

Blue: C4SMC-BGF

Bin Code	Sub-bin	Min. (mcd)	Max. (mcd)
S0	S1	770	852
	S2	852	934
	S3	934	1017
	S4	1017	1100
T0	T1	1100	1205
	T2	1205	1310
	T3	1310	1415
	T4	1415	1520
U0	U1	1520	1672
	U2	1672	1824
	U3	1824	1976
	U4	1976	2130

- Tolerance of measurement of luminous intensity is  $\pm 15\%$

## COLOR BIN LIMIT ( $I_F = 20 \text{ mA}$ )

Red

Bin Code	Min.(nm)	Max.(nm)
RB	619	624

Green

Bin Code	Min.(nm)	Max.(nm)
G7	520	525
G23	522.5	527.5
G8	525	530
G45	527.5	532.5
G9	530	535

Blue

Bin Code	Min.(nm)	Max.(nm)
B3	460	465
B23	462.5	467.5
B4	465	470
B45	467.5	472.5
B5	470	475

- Tolerance of measurement of dominant wavelength is  $\pm 1 \text{ nm}$

**ORDER CODE TABLE\***

**C4SMC**

Color	Kit Number	Luminous Intensity (mcd)		Dominant Wavelength				Pack- age
		Min.	Max.	Color Bin	Min. (nm)	Color Bin	Max. (nm)	
Red	C4SMC-RGF-CU0W0BB1	1520	4180	RB	619	RB	624	Bulk
Red	C4SMC-RGF-CV14QBB1	Any 4 consecutive sub-bins: V1(2130) - W2 (3590)		RB	619	RB	624	Bulk
Red	C4SMC-RGF-CV34QBB1	Any 4 consecutive sub-bins: V3(2564) - W4 (4180)		RB	619	RB	624	Bulk
Red	C4SMC-RGF-CU0W0BB2	1520	4180	RB	619	RB	624	Ammo
Red	C4SMC-RGF-CV14QBB2	Any 4 consecutive sub-bins: V1(2130) - W2 (3590)		RB	619	RB	624	Ammo
Red	C4SMC-RGF-CV34QBB2	Any 4 consecutive sub-bins: V3(2564) - W4 (4180)		RB	619	RB	624	Ammo

Color	Kit Number	Luminous Intensity (mcd)		Dominant Wavelength				Pack- age
		Min.	Max.	Color Bin	Min. (nm)	Color Bin	Max. (nm)	
Green	C4SMC-GGF-CW0Y0791	3000	8200	G7	520	G9	535	Bulk
Green	C4SMC-GGF-CX14Q7C1	Any 4 consecutive sub-bins: X1 (4180) - Y2 (7030)		Any 1 color bin from G7 (520) to G9 (535)				Bulk
Green	C4SMC-GGF-CX14Q7S1	Any 4 consecutive sub-bins: X1 (4180) - Y2 (7030)		Any 1 color bin from G7 (520) to G8 (530)				Bulk
Green	C4SMC-GGF-CX14Q8S1	Any 4 consecutive sub-bins: X1 (4180) - Y2 (7030)		Any 1 color bin from G8 (525) to G9 (535)				Bulk
Green	C4SMC-GGF-CX34Q7C1	Any 4 consecutive sub-bins: X3 (5020) - Y4 (8200)		Any 1 color bin from G7 (520) to G9 (535)				Bulk
Green	C4SMC-GGF-CX34Q7S1	Any 4 consecutive sub-bins: X3 (5020) - Y4 (8200)		Any 1 color bin from G7 (520) to G8 (530)				Bulk
Green	C4SMC-GGF-CX34Q8S1	Any 4 consecutive sub-bins: X3 (5020) - Y4 (8200)		Any 1 color bin from G8 (525) to G9 (535)				Bulk
Green	C4SMC-GGF-CW0Y0792	3000	8200	G7	520	G9	535	Ammo
Green	C4SMC-GGF-CX14Q7C2	Any 4 consecutive sub-bins: X1 (4180) - Y2 (7030)		Any 1 color bin from G7 (520) to G9 (535)				Ammo
Green	C4SMC-GGF-CX14Q7S2	Any 4 consecutive sub-bins: X1 (4180) - Y2 (7030)		Any 1 color bin from G7 (520) to G8 (530)				Ammo
Green	C4SMC-GGF-CX14Q8S2	Any 4 consecutive sub-bins: X1 (4180) - Y2 (7030)		Any 1 color bin from G8 (525) to G9 (535)				Ammo
Green	C4SMC-GGF-CX34Q7C2	Any 4 consecutive sub-bins: X3 (5020) - Y4 (8200)		Any 1 color bin from G7 (520) to G9 (535)				Ammo
Green	C4SMC-GGF-CX34Q7S2	Any 4 consecutive sub-bins: X3 (5020) - Y4 (8200)		Any 1 color bin from G7 (520) to G8 (530)				Ammo
Green	C4SMC-GGF-CX34Q8S2	Any 4 consecutive sub-bins: X3 (5020) - Y4 (8200)		Any 1 color bin from G8 (525) to G9 (535)				Ammo

**ORDER CODE TABLE\***

Color	Kit Number	Luminous Intensity (mcd)		Dominant Wavelength				Pack- age
		Min.	Max.	Color Bin	Min. (nm)	Color Bin	Max. (nm)	
Blue	C4SMC-BGF-CS0U0351	770	2130	B3	460	B5	475	Bulk
Blue	C4SMC-BGF-CS34Q3C1	Any 4 consecutive sub-bins: S3 (934) - T4 (1520)		Any 1 color bin from B3 (460) to B5 (475)				Bulk
Blue	C4SMC-BGF-CS34Q3S1	Any 4 consecutive sub-bins: S3 (934) - T4 (1520)		Any 1 color bin from B3 (460) to B4 (470)				Bulk
Blue	C4SMC-BGF-CS34Q4S1	Any 4 consecutive sub-bins: S3 (934) - T4 (1520)		Any 1 color bin from B4 (465) to B5 (475)				Bulk
Blue	C4SMC-BGF-CT14Q3C1	Any 4 consecutive sub-bins: T1 (1100) - U2 (1824)		Any 1 color bin from B3 (460) to B5 (475)				Bulk
Blue	C4SMC-BGF-CT14Q3S1	Any 4 consecutive sub-bins: T1 (1100) - U2 (1824)		Any 1 color bin from B3 (460) to B4 (470)				Bulk
Blue	C4SMC-BGF-CT14Q4S1	Any 4 consecutive sub-bins: T1 (1100) - U2 (1824)		Any 1 color bin from B4 (465) to B5 (475)				Bulk
Blue	C4SMC-BGF-CS0U0352	770	2130	B3	460	B5	475	Ammo
Blue	C4SMC-BGF-CS34Q3C2	Any 4 consecutive sub-bins: S3 (934) - T4 (1520)		Any 1 color bin from B3 (460) to B5 (475)				Ammo
Blue	C4SMC-BGF-CS34Q3S2	Any 4 consecutive sub-bins: S3 (934) - T4 (1520)		Any 1 color bin from B3 (460) to B4 (470)				Ammo
Blue	C4SMC-BGF-CS34Q4S2	Any 4 consecutive sub-bins: S3 (934) - T4 (1520)		Any 1 color bin from B4 (465) to B5 (475)				Ammo
Blue	C4SMC-BGF-CT14Q3C2	Any 4 consecutive sub-bins: T1 (1100) - U2 (1824)		Any 1 color bin from B3 (460) to B5 (475)				Ammo
Blue	C4SMC-BGF-CT14Q3S2	Any 4 consecutive sub-bins: T1 (1100) - U2 (1824)		Any 1 color bin from B3 (460) to B4 (470)				Ammo
Blue	C4SMC-BGF-CT14Q4S2	Any 4 consecutive sub-bins: T1 (1100) - U2 (1824)		Any 1 color bin from B4 (465) to B5 (475)				Ammo

Notes:

1. The above kit numbers represent order codes that include multiple intensity-bin and color-bin codes. Only one intensity-sub-bin code and one color-bin code will be shipped on each reel. Selected single intensity-bin, single color-bin codes will be orderable in certain quantities. For example, any four consecutive sub-bins from V1 to W2 mean only one intensity bin with four sub-bins of the following brightness ranges (V1-V4, V2-W1, V3-W2) will be shipped by Cree. For example, any one-color bin from G7 to G9 means only one color bin (G7 or G23 or G8 or G45 or G9) will be shipped by Cree.
2. Please refer to the "Cree LED Lamp Reliability Test Standards" document for reliability test conditions.
3. Please refer to the "Cree LED Lamp Soldering & Handling" document for information about how to use this LED product safely.

## GRAPHS

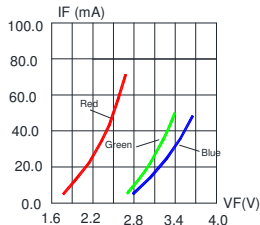


FIG.1 FORWARD CURRENT VS. FORWARD VOLTAGE.

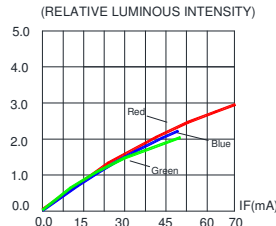


FIG.2 RELATIVE LUMINOUS INTENSITY VS. FORWARD CURRENT

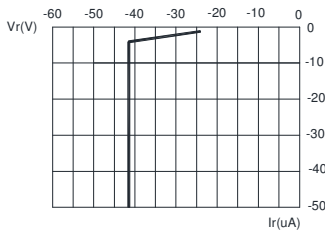


FIG.3a RED REVERSE CURRENT VS. REVERSE VOLTAGE.

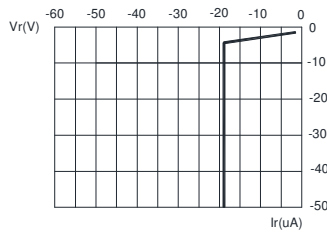


FIG.3b BLUE & GREEN REVERSE CURRENT VS. REVERSE VOLTAGE.

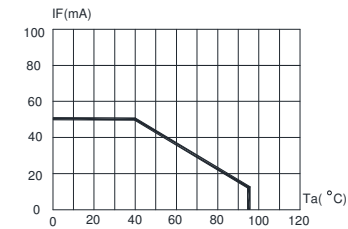


FIG.4a RED MAXIMUM FORWARD DC CURRENT VS AMBIENT TEMPERATURE ( $T_{jmax}=105^{\circ}C$ )

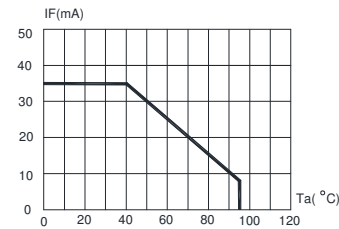


FIG.4b BLUE & GREEN MAXIMUM FORWARD DC CURRENT VS AMBIENT TEMPERATURE ( $T_{jmax}=105^{\circ}C$ )

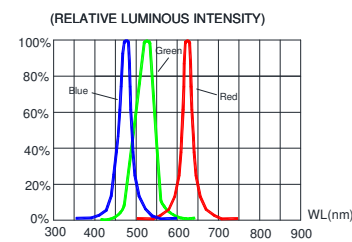


FIG.5 RELATIVE LUMINOUS INTENSITY VS. WAVELENGTH.

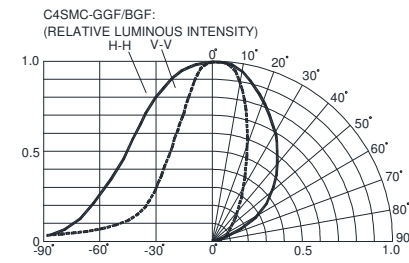


FIG.6a BLUE&GREEN FAR FIELD PATTERN

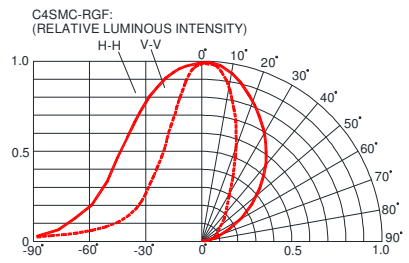


FIG.6b RED FAR FIELD PATTERN

The above data are collected from statistical figures that do not necessarily correspond to the actual parameters of each single LED. Hence, these data will be changed without further notice.

## MECHANICAL DIMENSIONS

All dimensions are in mm. Tolerance is  $\pm 0.25$  mm unless otherwise noted.

An epoxy meniscus may extend about 1.5 mm down the leads.

Burr around bottom of epoxy may be 0.5 mm max.



## NOTES

### Lead Frame Materials

Ag-plated and Lead-free Solder-plated iron.

### RoHS Compliance

The levels of environmentally sensitive, persistent biologically toxic (PBT), persistent organic pollutants (POP), or otherwise restricted materials in this product are below the maximum concentration values (also referred to as the threshold limits) permitted for such substances, or are used in an exempted application, in accordance with EU Directive 2002/95/EC on the restriction of the use of certain hazardous substances in electrical and electronic equipment (RoHS), as amended through April 21, 2006.

### Vision Advisory Claim

Users should be cautioned not to stare at the light of this LED product. The bright light can damage the eye.

## KIT NUMBER SYSTEM

All dimensions in mm. Cree LED lamps are tested and sorted into performance bins. A bin is specified by ranges of color, forward voltage, and brightness. Sorted LEDs are packaged for shipping in various convenient options. Please refer to the "Cree LED Lamp Packaging Standard" document for more information about shipping and packaging options.

Cree LEDs are sold by order codes in combinations of bins called kits. Order codes are configured in the following manner:



\* Please contact our sales representative for ordering information.

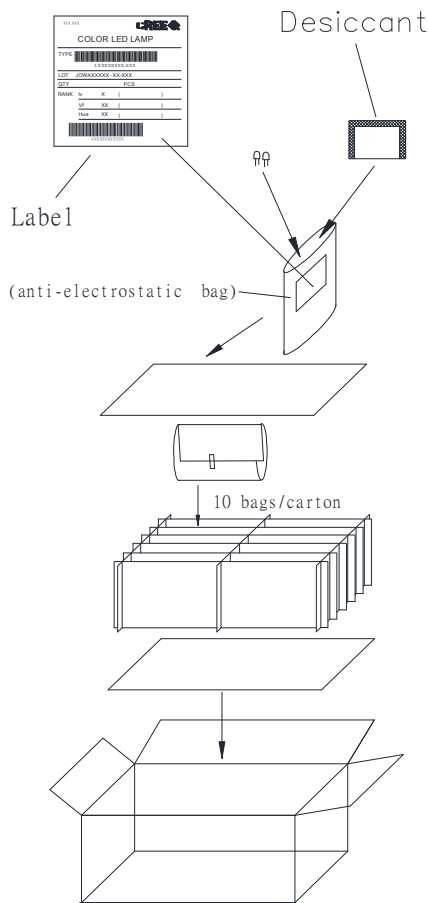


## PACKAGING

### Features:

- The LEDs are packed in cardboard boxes after packaging in normal or anti-electrostatic bags.
- Cardboard boxes will be used to protect the LEDs from mechanical shock during transportation.
- The boxes are not water resistant, and they must be kept away from water and moisture.
- The Bulk Pack types of packaging.
- Max 1000 pcs per bulk and Max 3000 pcs per ammo.

### Bulk Pack Packaging Type:



### Ammo Pack Packaging Type:

