



TOP 2000 6 s 12 min Part number 88225012



- Multi-function
- Multi-range
- Mono-voltage
- 1 timed changeover + 1 instantaneous contact
- Elapsed time can be saved mechanically in the event of a break in supply
- Progress of a cycle displayed
- Housing for DIN rail mounting

Part numbers

Type	Functions	Relay outputs	Voltage
88 225 012 6 s 12 min	Multi-function : 2 - 3 - 4	1 timed changeover 5 A1 instantaneous	110 →127 V AC

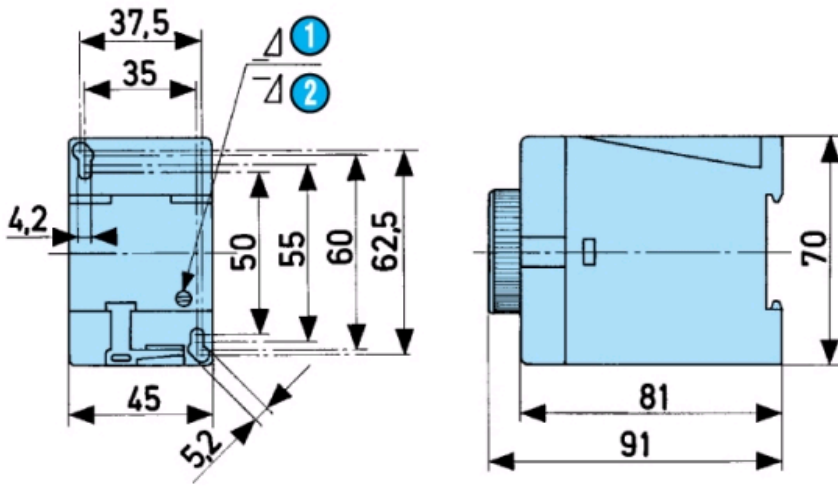
Specifications

Precision limit error	±2 % (±5 % / 6 s)
Repetition accuracy	±1,5 % (±4 % / 6 s)
Reset time	0,20 s
Timed two-pole	1
Instantaneous single pole	1
Thermal rating	6,3 A
Rating (cos φ = 0.41) 10 ⁴ operations	5 A - 230 V
Voltage variation at maximum temperature of 55 °C according to IEC 255 100	24 V +10 % - 42 V -15 % - 48 V +10 % - 110 V -20 % - 127 V 0 % - 220 V -20 % - 240 V 0 %
Absorbed power-motor	3 VA cos μ 0,7
Operating factor	100 %
Operating temperature range (°C)	-10 →+55 °C
Storage temperature range (°C)	-20 →+70 °C
Environmental protection Tropicalised to IEC 68-2-10	•
Vibration withstand on 3 axes (Veritas standard)	4 G - 55 Hz
Dielectric test voltage according to IEC 255 5 or VDE 0435	1000 V - Un ≤ 60 V 2000 V - Un > 60 V
Insulation according to standard VDE 0110 group C	380 V AC - 440 V DC
Protection Housing	IP 40
Degree of terminal protection	IP 10
Conformity to standards NFC 45250 - VDE 0110 - 0435 - 0660 or ICE 255 - 1 - 00	•
Connection : By screws in front face with self-lifting grips	•
Terminal capacity Single-wire	(1-2) x 0,75 - 2,5 mm ²
Terminal capacity : Multi-wire with self-crimping ferrules	(1-2) x 0,75 - 2,5 mm ²
Mounting by screw	2 x M5
Mounting : on symmetrical DIN rail 35 mm (EN 50002)	•
Weight (g)	185

Accessories

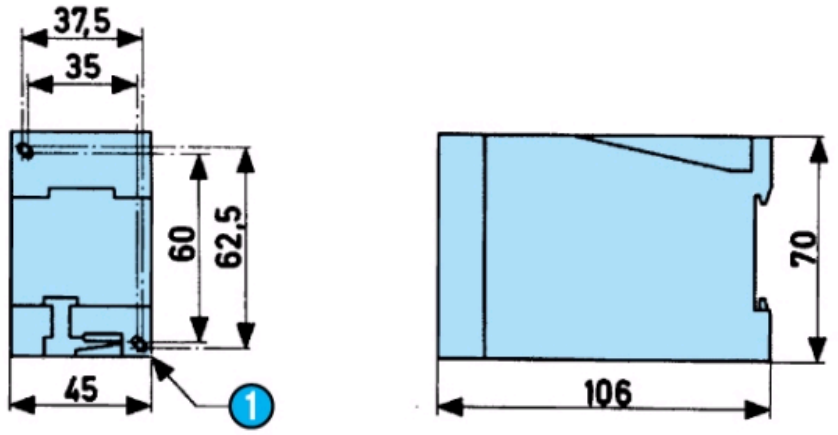
Accessories	Code
*** TRADUCTION MANQUANTE ***	84 861 501
*** TRADUCTION MANQUANTE ***	84 861 503

Dimensions (mm)



N°	Legend
①	With memory
②	Without memory

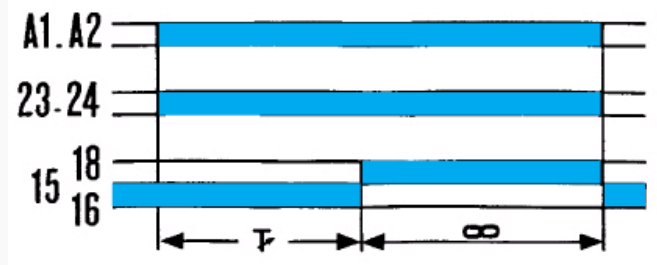
Dimensions (mm)



N°	Legend
①	Fixing holes Ø 5

Curves

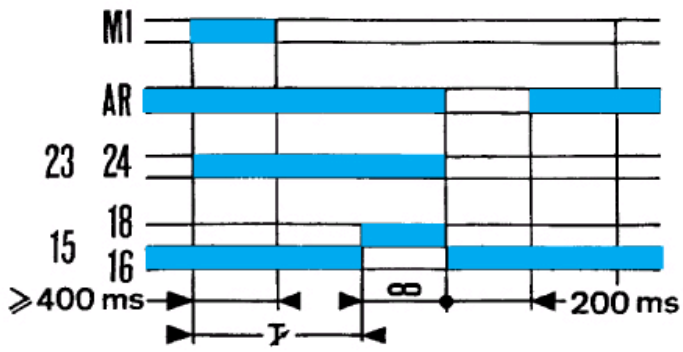
Function 2



Function n°2

Curves

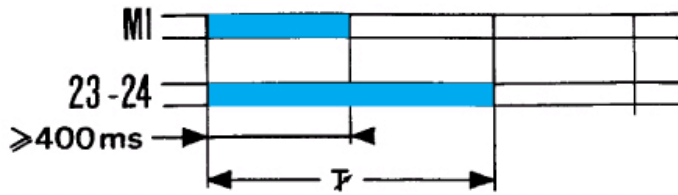
Function 3



Function n°3

Curves

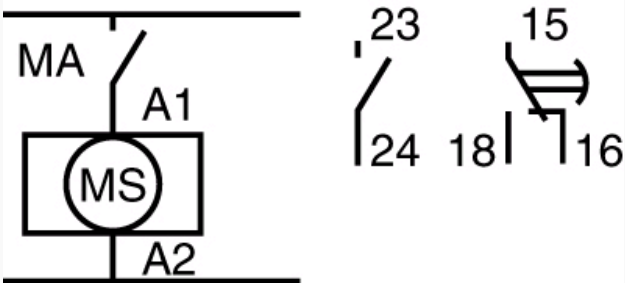
Function 4



Function n°4

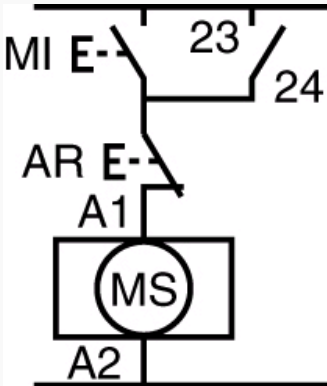
Connections

Function 2



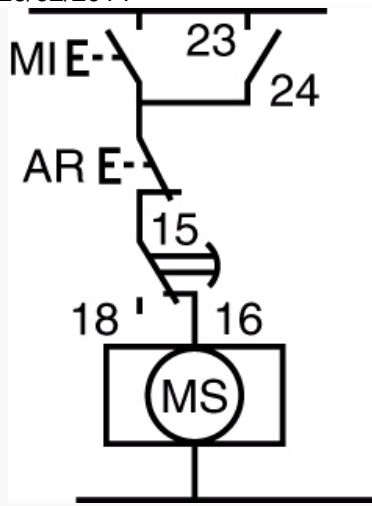
Connections

Function 3



Connections

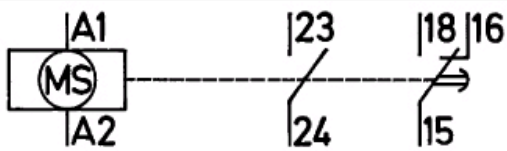
Function 4



On energisation, chance of contact bounce on instantaneous contact for 250 ms

Connections

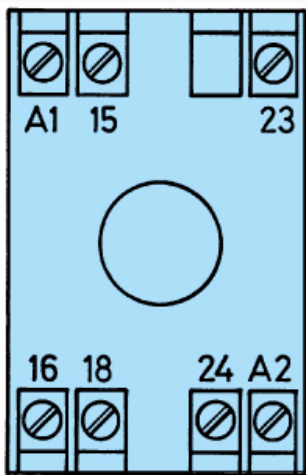
Internal layout



On energisation, chance of contact bounce on instantaneous contact for 250 ms

Connections

Terminal identification



TRADOS Empty Field

N°	Legend
	A1 - A2 Supply
	Timed contact
	Instantaneous contact