

## SIMM Series Output Modules

- \* 6.2 mm wide and 65 mm deep
- \* DIN Rail mounted
- \* LED input status indicator
- \* Bridges enable quick linking of common voltage
- \* Identification zone on front face
- \* IP20



### Part numbers

	84145001	84145004	84145005	84145010	84145011	84145015
<b>Input Characteristics (at ambient 25 C°)</b>						
Nominal voltage	24Vdc	110Vac/dc	230Vac	5Vdc	24Vdc	230Vac
Operating voltage range	10-44Vdc	70-130Vac/dc	90-230Vac	4-5.5Vdc	10-44Vdc	90-230Vac
Max input current	6 mA	7 mA	8.5 mA	6 mA	6 mA	7mA
Drop out voltage	5Vdc	30Vac/dc	40Vac	2Vdc	3Vdc	40Vac

### Output Characteristics (at ambient 25 C°)

Operating voltage range	5-48Vdc	5-48Vdc	5-48Vdc	5-48Vdc	5-48Vdc	5-48Vdc
Max current	0.5A	0.5A	0.5A	2A	2A	2A
Output Type	Transistor	Transistor	Transistor	Transistor	Transistor	Transistor

### General Characteristics

Operating temperature range	-20 to 60°C	-20 to 60°C	-20 to 60°C	-20 to 60°C	-20 to 60°C	-20 to 60°C
Storage temperature range	-40 to 80°C	-40 to 80°C	-40 to 80°C	-40 to 80°C	-40 to 80°C	-40 to 80°C
Turn-On time	20 us	30 ms	45 ms	1 ms	1 ms	1 ms
Turn-Off time	100 us	20 ms	15 ms	5 ms	5 ms	10 ms
Switching frequency	1k Hz	10 Hz	10 Hz	10 Hz	10 Hz	10 Hz
Weight	1.13 oz	1.13 oz	1.13 oz	1.06 oz	1.06 oz	1.06 oz

### Part numbers

	84145020	84145021	84145024	84145025	84145031
<b>Input Characteristics (at ambient 25 C°)</b>					
Nominal voltage	5Vdc	24Vdc	110Vac/dc	230Vac	24Vdc
Operating voltage range	4-6.2Vdc	10-44Vdc	70-130Vac/dc	140-250Vac	10-44Vdc
Max input current	6mA	6mA	6mA	7mA	6 mA
Drop out voltage	2Vdc	3Vdc	35Vac/dc	80Vac	3Vdc

### Output Characteristics (at ambient 25 C°)

Operating voltage range	24-250Vac	24-250Vac	24-250Vac	24-250Vac	24-250Vac
Max current	0.5A	0.5A	0.5A	0.5A	1A
Output Type	Triac	Triac	Triac	Triac	Triac

### General Characteristics

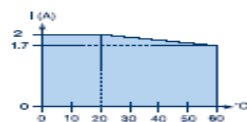
Operating temperature range	-20 to 60°C	-20 to 60°C	-20 to 60°C	-20 to 60°C	-20 to 60°C
Storage temperature range	-40 to 80°C	-40 to 80°C	-40 to 80°C	-40 to 80°C	-40 to 80°C
Turn-On time	10 ms	10 ms	10 ms	10 ms	8.33 ms
Turn-Off time	10 ms	10 ms	10 ms	10 ms	8.33 ms
Switching frequency	20 Hz	20 Hz	20 Hz	20 Hz	20 Hz
Weight	1.13 oz	1.13 oz	1.13 oz	1.13 oz	.95 oz

### Derating Curves:

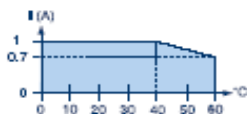
84145001 / 004 / 005  
84145010 / 011 / 015



84145010 / 011 / 015



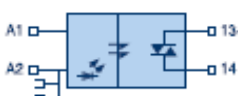
84145031



84145001 / 004 / 005  
84145020 / 021 / 024 / 025



84145020 / 021 / 024 / 025



84145031



### Dimensions:

Solid State Output:

