

## SIMM Series Input Modules

- \* 6.2 mm wide and 65 mm deep
- \* DIN Rail mounted
- \* LED input status indicator
- \* Bridges enable quick linking of common voltage
- \* Identification zone on front face
- \* IP20



### Part numbers

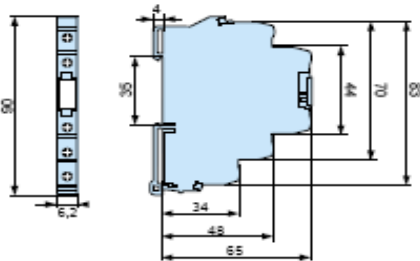
	84145061	84145062	84145064	84145066	84145071
<b>Input Characteristics (at ambient 25 C°)</b>					
Nominal voltage	24Vdc	24Vac/dc	120	240	24Vdc
Operating voltage range	19.2-30Vdc	19.2-30Vac/dc	95-121Vac/dc	195-253Vac/dc	19.2-30Vdc
Max input current	20 mA	20 mA	5 mA	5 mA	20 mA
<b>Output characteristics (at ambient 25 C°)</b>					
Max Voltage	30Vac/36Vdc	30Vac/36Vdc	30Vac/36Vdc	30Vac/36Vdc	30Vac/36Vdc
Max current	50 mA	50 mA	50 mA	50 mA	50 mA
<b>General characteristics</b>					
Operating temperature range	-25 to 60°C	-25 to 60°C	-25 to 60°C	-25 to 60°C	-25 to 60°C
Storage temperature range	-40 to 80°C	-40 to 80°C	-40 to 80°C	-40 to 80°C	-40 to 80°C
Turn-On time	8 ms	8 ms	8 ms	8 ms	8 ms
Turn-Off time	10 ms	10 ms	10 ms	10 ms	10 ms
Switching frequency	10 Hz	10 Hz	10 Hz	10 Hz	10 Hz
Mechanical Life (operations)	> 10 x 10 <sup>6</sup>	> 10 x 10 <sup>6</sup>	> 10 x 10 <sup>6</sup>	> 10 x 10 <sup>6</sup>	> 10 x 10 <sup>6</sup>
Electrical Life (number of operation)	6 x 10 <sup>6</sup>	6 x 10 <sup>6</sup>	6 x 10 <sup>6</sup>	6 x 10 <sup>6</sup>	6 x 10 <sup>6</sup>
Weight	1.23 oz	1.23 oz	1.23 oz	1.23 oz	1.23 oz
Contact Material	AgSnO2 gold plated				
Contact Arrangement	SPDT	SPDT	SPDT	SPDT	SPST (N.O.)

**Note:** Exceeding the value given for the output relay current will remove the gold plating

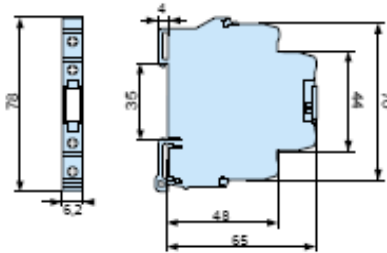
from the contacts and therefore we cannot guarantee correct operation at low currents.

### Dimensions:

#### SPDT

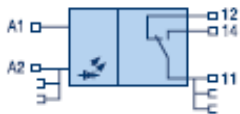


#### SPST

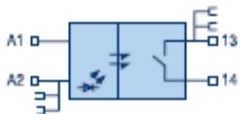


### Wiring Diagram and Thermal Curves:

#### 84145061 / 062 / 064 / 066



#### 84145071



### Accessories

#### 84145050

Front Panel marker ( 88 per bag )



#### 84145051

2 Pole "Common" Jumper



#### 84145052

10 position jumper - Blue



#### 84145053

10 position jumper - Red

