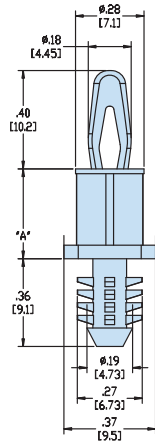


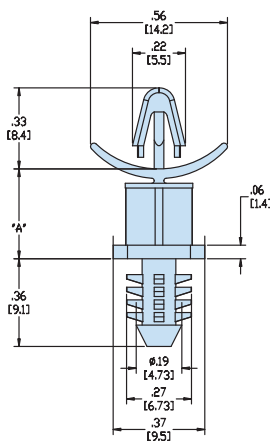


Heyco® Nylon PCB Supports - Blind, Key Slot & Rivet Mount



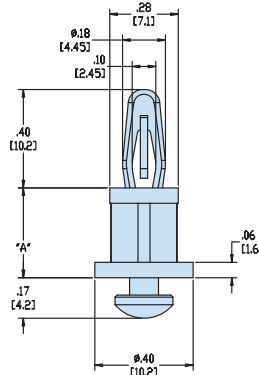
BAYONET SNAP FIT 10,2 / BLIND FIR TREE

HBS5



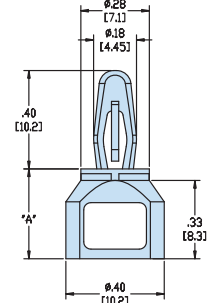
ARROWHEAD SNAP LOCK / BLIND FIR TREE

HBS6



BAYONET SNAP LOCK 10,2 / KEY SLOT BUTTON

HKSLBN - Key Slot



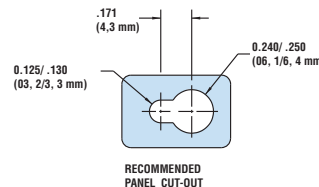
BAYONET SNAP LOCK 10,2 / RIVET

HRLSP - Rivet

	Minimum Thickness		Mounting Hole Diameter		Minimum Thickness		Mounting Hole Diameter		Maximum Thickness		Mounting Slot Width		Maximum Thickness		Mounting Hole Diameter	
	in.	mm.	in.	mm.	in.	mm.	in.	mm.	in.	mm.	in.	mm.	in.	mm.	in.	mm.
PCB	.062	1,6	.157	4,0	.078	2,0	.157	4,0	.062	1,6	.157	4,0	.062	1,6	.157	4,0
Chassis	.250	6,4	.250	6,4	.250	6,4	.250	6,4	.062	1,6	see diagram		see table		.165	4,2

A	PART NO.	DESCRIPTION	PART NO.	DESCRIPTION	PART NO.	DESCRIPTION	PART NO.	DESCRIPTION
.125					10611	HKSLBN-02		
.187	10587	HBS5-03						
.250	10588	HBS5-04	10596	HBS6-04	10612	HKSLBN-04		
.375	10589	HBS5-06	10597	HBS6-06	10613	HKSLBN-06	10603	HRLSP-06
.437	10590	HBS5-07					10604	HRLSP-07
.500	10591	HBS5-08	10598	HBS6-08	10614	HKSLBN-08	10605	HRLSP-08
.625	10592	HBS5-10	10599	HBS6-10			10606	HRLSP-10
.750	10593	HBS5-12	10600	HBS6-12			10607	HRLSP-12
.875	10594	HBS5-14	10601	HBS6-14			10608	HRLSP-14
1.000							10609	HRLSP-16

Standard color natural. For special order parts in UL 94V-0 natural material, add the suffix “F” to Part No.



Rivet Table for HRLSP

PART NO.	PANEL THICKNESS	
	in.	mm.
Black		
9058	.03 - .06	0,7 - 1,6
9060	.06 - .11	1,6 - 2,7
9062	.11 - .15	2,7 - 3,7
9064	.15 - .19	3,7 - 4,7
9068	.22 - .26	5,7 - 6,7

Rivet applied from Chassis side.

Material: Nylon 6/6
 Flammability Rating: 94V-2
 Temperature Range: .4°F (-18°C) to 185°F (85°C)

Quick Specs