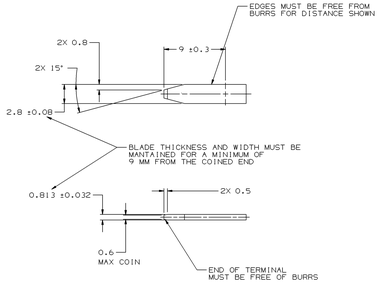

MATERIAL SPECIFICATIONS

RECOMMENDED

BASE METAL - CDA-210, GILDING, EXTRA SPRING TEMPER
PLATING - 0.0050±0.0025 MM THICK TIN

MINIMUMS

ELECTRICAL CONDUCTIVITY - ≥ 20% IACS AT 20°C. USE OF A MATERIAL WITH CONDUCTIVITY ≤ 20% IACS MUST BE APPROVED BY PACKARD ELECTRIC MATERIAL ENGINEERING.

TENSILE STRENGTH - 407 MPa

PLATING -FOR LOW ENERGY (≤ 5v) AND NON-PASSENGER COMPARTMENT POWER CIRCUITS, 0.0050±0.0025 MM. THICK TIN. FOR MATERIALS CONTAINING 10% OR MORE ZINC, AN UNDERPLATE OF COPPER 0.0050±0.0025 MM THICK IS REQUIRED.

MATING BLADE INFORMATION

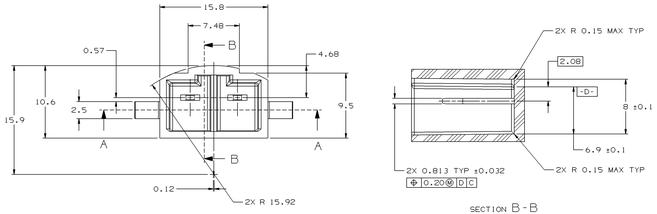

SECTION B-B

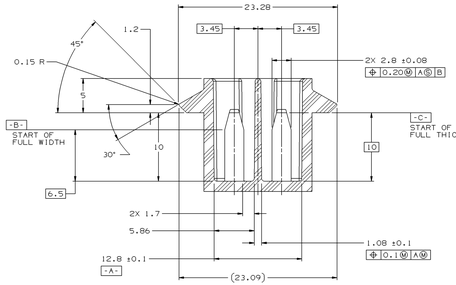

SECTION A-A

NOTES

1. UNLESS OTHERWISE SPECIFIED AND/OR INDICATED:
   DIMENSIONS ARE TO FACE OF VIEW SHOWN AND AUTOMATICALLY ROUNDED BY COMPUTER FOR INSPECTION (SEE MATH MODEL FOR PRECISE DIMENSIONS). FOR ALL OTHER DIMENSIONS NOT SHOWN BUT REQUIRED FOR TOOL BUILD, SEE MATH MODEL FOR PRECISE TOOL PATH DATA.
2. RECOMMENDED MATERIAL - GLASS FILLED NYLON OR POLYESTER
3. WHEN USING THIS INFORMATION FOR A NEW DESIGN,REQUEST THE LATEST COPY OF THIS PRINT FROM DELPHI PACKARD ELECTRIC.

MATING CONNECTOR INFORMATION

SYMBOL DEFINITION		MISSING SYMBOLS
A DIMENSION WITHOUT AN INSPECTION REPORT SYMBOL (▭) DOES NOT REQUIRE INSPECTION. IT MAY BE CONTROLLED ON THE INDIVIDUAL COMPONENT DRAWING.	TOTAL NO OF INSPECTIONS REQUIRED 8	3-5
	LAST NO. USED 9	

DWG STATUS					ZONE	REVISION HISTORY	AUTH	DR	APVD	APVD
DATE	SYS	REV	W/P	CHG					1	2
13MR01	R	004	-	-	-	ADDED PLASTIC WEBS (2 PLCS)	207483	HH	EDV	JA
13MR01	R	004	AA	-	-	ADDED RADIUS	207569	HH	EDV	JA
29MY01	R	004	AB	-	-	ADDED MAT'L SAVER	210057	RVP	RVP	JA
29MY01	R	004	AC	-	-	UPDATED PDM ATRIBUTES	210105	RVP	RVP	JA
30MY01	R	004	AD	-	-	UPDATED PDM ATTRIBUTES	210159	RVP	RVP	JA
28SE01	R	005	-	-	-	REMOVED SLOTS (2 PLCS); REVISED MAT'L SPEC AND ADDED NOTES	214828	ESF	ESF	RC
10AU04	R	06	-	-	-	UPDATED 280 METRI-PACK CAVITY	257885	MJM	MJM	MR

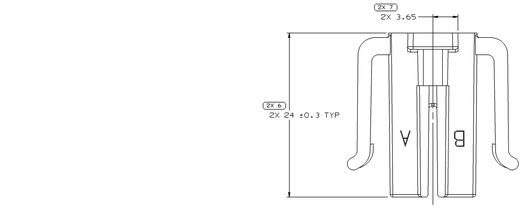

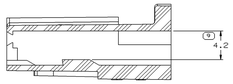

SECTION C-C

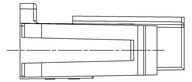

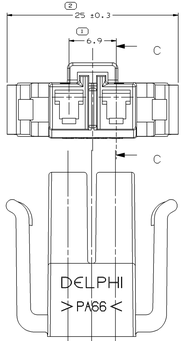

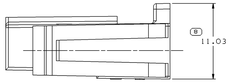

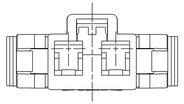

NOTES

1. UNLESS OTHERWISE SPECIFIED AND/OR INDICATED:
   DIMENSIONS ARE TO FACE OF VIEW SHOWN AND AUTOMATICALLY ROUNDED BY COMPUTER FOR INSPECTION (SEE MATH MODEL FOR PRECISE DIMENSIONS). FOR ALL OTHER DIMENSIONS NOT SHOWN BUT REQUIRED FOR TOOL BUILD, SEE MATH MODEL FOR PRECISE TOOL PATH DATA.
2. MATERIAL RECYCLING CODE PER ISO 11469, (1.41X(0.1) CHARACTERS AS SHOWN TO BE LOCATED ON ANY EXTERIOR SURFACE.
3. THIS PART ACCEPTS THE FOLLOWING COMPONENTS OR EQUIVALENT:
   TERMINAL 12034046
   SECONDARY TERMINAL LOCK 15304813
4. (1.61X(0.1) DELPHI CORPORATE BRAND TO BE LOCATED ON ANY EXTERIOR SURFACE, PREFERABLY VISIBLE AT FINAL ASSEMBLY. OPTIONAL CONSTRUCTION TO BE "PED".
5. CONNECTOR ENGAGE FORCE CODE 2.

THE FOLLOWING APPLY UNLESS OTHERWISE SPECIFIED
PERFECT FORM TOLERANCES ARE WITHIN SIZE TOLERANCE.
TRUE POSITION TOLERANCES ARE WITHIN SIZE, ANGLE, AND CONDITION OF SIZE INDICATED IN FEATURE CONTROL FRAME.
ALL DIMENSIONS ARE TO BE MEASURED AT 23°C AMBIENT TEMPERATURE.
ANY SEPARATE TRUE POSITION FALLOUTS MAY BE SHARED 50% - 50% WITH THE PART DESIGNER AND THE TOOL DESIGNER. ALL ANGLES, AND APPLICABLE DIVISIONAL STANDARDS, FOR INTERPRETATION.

GEOMETRIC DRAWING SYMBOLS

⏥ FLAT	⌒ PROFILE OF A LINE	// PARALLEL
— STRAIGHT	⊥ PERPENDICULAR	⌖ TRUE POSITION
⏢ ROUND	⌓ PROFILE OF A SURFACE	↗ CIRCULAR RUNOUT
⌭ CYLINDRICAL	∠ ANGULARITY	⌰ TOTAL RUNOUT
Ⓜ MAXIMUM MATERIAL CONDITION (MMC)		⌀ DIAMETER
Ⓛ LEAST MATERIAL CONDITION (LMC)		(x.x) BASIC DIMENSION
Ⓢ REGARDLESS OF FEATURE SIZE (RFS)		
Ⓟ PROJECTED TOL ZONE		

DIMENSIONAL RANGE (MM)									
0	6	30	120	>150	>200	>250	>300	>350	>400
TO	30	120	150	200	250	300	350	400	500
TOLERANCE UNLESS OTHERWISE SPECIFIED									
±0.15	±0.2	±0.25	±0.3	±0.35	±0.4	±0.5	±0.6	±0.7	±0.8
ANGULAR TOLERANCE ±2°									

(Z) PROCESS SENSITIVE DIMENSION

DIMENSIONS PRECEDED BY "REFERENCE" REPRESENT NOMINAL SIZES AND NO TOLERANCE LIMITS ARE ESTABLISHED.

REFERENCE

THIRD ANGLE PROJECTION

DO NOT SCALE

USE MATH DATA

DWG TYPE	
STYLE	PART DRAWING
VOLUME (CM³) 1.567	DESIGN CODE D

UNLESS OTHERWISE SPECIFIED
THIS DOCUMENT IS IN ACCORDANCE WITH ASME Y14.5M-1994 UNLESS OTHERWISE SPECIFIED. DIMENSIONS ARE TO BE TOLERANCED HORIZONTALLY. SEPARATE PATTERNS OF FEATURES MAY BE SHARED (SEPARATELY REGARDLESS OF DATUM REFERENCE).

ALL DIMENSIONS ARE IN MILLIMETERS

APVD1
APVD2
APVD3
APVD4
APVD5

SUBSTANCES OF CONCERN ARE RECYCLED CONTENT PER DELPHI (09490G)

MATERIAL
#25GF/30% PA66 1M HS BLK

DELPHI
DELPHI PACKARD ELECTRIC SYSTEMS
WARREN, OH

	DATE
APVD1 S. LIMON	15.NOV.
APVD2 F. KOPCA	15.NOV.
APVD3 C. SCHAEFER	18.NOV.
APVD4	
APVD5	

DRAWING NAME
CONN 2 F M/P 280 BLK

DRAWING NUMBER
15304812

SIZE	SCALE	FRAME NO	SHEET NO	STG	REV	W/P
A1x3	5:1	1 OF 2	1 OF 1	R	06	-

DRAWING NUMBER
15304812

SIZE	SCALE	FRAME NO	SHEET NO	STG	REV	W/P
A1x3	5:1	2 OF 2	1 OF 1	R	06	-

15304812