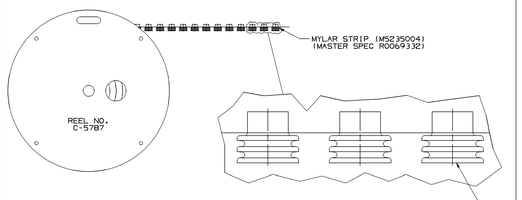

SEAL/MYLAR ASSEMBLY DETAIL

NOTES

1. THE MYLAR TAPE IS ONLY A CARRIER USED AS A PROCESS AID AND IS NOT A PART OF THE FINAL HARNESS ASSEMBLY.

2. WHEN PARTS ARE SHIPPED, THEY MUST BE PACKED IN PLASTIC BAGS OR SHIPPING CONTAINERS MUST BE LINED WITH PLASTIC LINERS. BAGS OR LINERS MUST BE SEALED TO AVOID ENTRY OF FOREIGN MATTER.

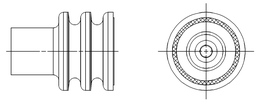

OPTIONAL CONSTRUCTION 1
(ANTI-STICK RING)

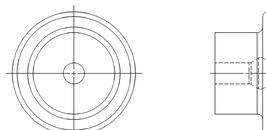

OPTIONAL CONSTRUCTION 2
THIS IS THE PREFERRED CONSTRUCTION FOR NEW TOOL BUILDS
(ANTI-STICK RING)

SYMBOL DEFINITION		MISSING SYMBOLS
A DIMENSION WITHOUT AN INSPECTION REPORT SYMBOL (□) DOES NOT REQUIRE INSPECTION. IT MAY BE CONTROLLED ON THE INDIVIDUAL COMPONENT DRAWING.	TOTAL NO OF INSPECTIONS REQUIRED: 5	NO MISSING SYMBOL NUMBER
	LAST NO. USED: 5	

CHG STATUS DATE	STA	REV	N/P	CHG	ZONE	REVISION HISTORY	AUTH	DR	APVD 1	APVD 2
03DE99	R	001	-	-		ALL PARTS - REDRAWN TO PD	990009	EDV	DMP	RH
03DE99	R	002	-	-		15324973-76 & 15324979 - RELEASED	990005	EDV	DMP	RH M
17MY00	R	003	-	-		15393249 - RELEASED	000005	MAC	MAC	MM
07MD00	R	004	-	-		15324973-76 & 15324979 - REVISED	202978	JLZ	DAR	JR
07MD00	R	005	-	-		15393249 - REVISED MYLAR & CABLE SEAL ASM COLUMN	204413	DAR	DAR	JR
19JA01	R	006	-	-		UPDATED PDM ATTRIBUTES	205150	JLZ	JLZ	JR
09JA01	R	007	-	-		15393249 - PM002816 WAS PM002196 AND "G" DIM WAS 5.75 +/- 0.15	205774	MAC	MAC	TP
29MR01	R	008	-	-		15393249 - MAT'L SPEC WAS PM002216	207669	MM	MM	TP
06AN01	R	009	-	-		12048086 - UPDATED PDM ATTRIBUTES	215063	MR	MR	DLB
10FE01	R	10	-	-		15324974 AND 15324976 - UPDATED PDM ATTRIBUTES	216300	SRB	SRB	MP
05APD4	R	11	-	-		12052925,12052924,15393249,15324979, 15324976,15324975,15324973,12186769, 12129926,12112013,12086678,12089441, 12084193,12048087,AND 12048086. - UPDATED MAT'L SPECS, REMOVED MAT'L SPEC NOTES. NOTE 9 WAS 10 AND REMOVED OLD NOTE 9, REMOVED "B" AT DIM D PLCS AND "A" COLUMN FROM CHART,ADDED COLOR COLUM TO CHART	251238	SRB	SRB	MP
19ND04	R	12	-	-		REVISED CHART	261378	MLM	MLM	MP
23FE05	R	13	-	-		12048086,12048087,12084193,12089678, 12112013,12186769,12052924,12052925, 12124669,12089442 AND 12186770 ADDED RESTRICTED STATUS(15324973-4976 AND 12052924 ADDED ALT MAT'L SPECS TO MATERIAL NOTES COLUMN TO CHART(NOTE 7 WAS 9, NOTE 8 WAS 7 AND NOTE 9 WAS 8) REMOVED DIM "C" FROM TYPE 402 VIEW	262239	RH	RH	MP
10JN05	R	14	-	-		REVISED GRAPHICS	264180	DPS	JVW	MPR
17FE06	R	15	-	-		REVISED CHART	277502	MM	MM	MP
03MR06	R	16	-	-		15324973-76 & 15324979 - MAT'L SPEC WAS M3469	277946	KDS	JVW	MP
17AU06	R	17	-	-		15324975 - OBSOLETE	273517	CCV	AUG	MP
03OC06	R	18	-	-		ALL ACTIVE PARTS - ADDED SEALING RIBS VIEWS, OVERALL LENGTH LABEL, SEALING RIBS LABEL, ANTI-STICK RING OPTIONAL CONSTRUCTION 1 & 2 VIEWS AND DIMS (8 PLCS); 12084193 & 12124669 REMOVED FROM CHART; ADDED SEALING RIBS NOTE, CONSTRUCTION LINE VIEWS, TYPES 404, 405 & 406 VIEWS AND COLUMNS C,F & G FROM CHART; DIM Ø 1.45 WAS Ø.C, DIM Ø 5.75 ±0.2 WAS Ø G & DIM 7.5 WAS F, CABLE OD RANGE 1.2 - 1.7 WAS 1.29 - 1.7 AND EQUIVALENT CABLE SEAL COLUMN(15324973-4 & 15324979 & 15324979 - MAT'L SPEC M3469 WAS M3466 & ADDED ALTERNATE MAT'L SPEC M3466XX	285225	JBD	TRD	MPR

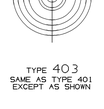

TYPE 402
SAME AS TYPE 401
EXCEPT AS SHOWN

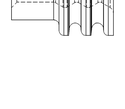

TYPE 403
SAME AS TYPE 401
EXCEPT AS SHOWN

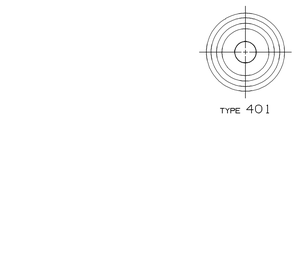

TYPE 401

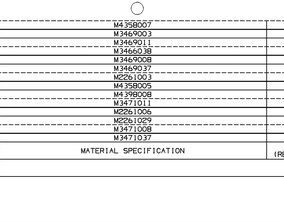

SEALING RIBS MAY DIFFER AS SHOWN

NOTES

1. UNLESS OTHERWISE SPECIFIED AND/OR INDICATED:

   DIMENSIONS ARE TO FACE OF VIEW SHOWN AND AUTOMATICALLY ROUNDED BY COMPUTER FOR INSPECTION (SEE MATH MODEL FOR PRECISE DIMENSIONS). FOR ALL OTHER DIMENSIONS NOT SHOWN BUT REQUIRED FOR TOOL BUILD, SEE MATH MODEL FOR PRECISE TOOL PATH DATA.

2. SEALING RIBS ARE IDENTICAL, EXCEPT AS SHOWN.

3. PARTS NOT MADE ON FLASHLESS MOLDS MUST BE DEFLASHED, WASHED AND DRIED AFTER MOLDING. WASHING SHOULD OCCUR WITHIN 12 HOURS AFTER MOLDING.

4. PARTS ARE TO BE PACKAGED IN SEALED PLASTIC BAGS. GROSS WEIGHT INCLUDING CARTON IS NOT TO EXCEED 34 POUNDS.

5. PARTS MUST BE MADE FROM VIRGIN MATERIAL ONLY.

6. TO IMPROVE SEAL PROCESSING ON SLIPPERY OR SMOOTH CABLE INSULATION, THE APPLICATION ENGINEER MAY SURFACE THE NEXT SMALLER SEAL SIZE P/N IN PLACE OF THE INDICATED SEAL FOR THE "CABLE O.D." LISTED IN THE CHART.

7. CABLE SEAL PART NUMBER DESIGNATED EXCLUSIVELY FOR SEALS PRODUCED FROM QSR TOOLING. PART NUMBER RECOMMENDED FOR AUTOMATED ABS APPLICATIONS. ALL OTHER APPLICATIONS SHOULD USE 12089678.

8. DESIGNED FOR 0.8 MM^2 SOLID CORE DRAIN WIRE Ø1.002 ±0.007

9. PARTS MADE OF FLUOROSILICONE MUST BE POST-CURED FOR 4 HRS AT 400°F.

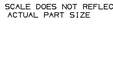

VIEW SCALE DOES NOT REFLECT ACTUAL PART SIZE

PART NO	REV	N/P	STATUS	PART NO	REV	N/P	STATUS	MATERIAL SPECIFICATION	COLOR (REF ONLY)	ALTERNATE MATERIAL SPECIFICATION	TYPE	CABLE O.D. ±0.05 SEE NOTE 6	CAVITY I.D.	EQUIVALENT CABLE SEAL	NOTES
MYLAR & CABLE SEAL ASM				CABLE SEAL											
				15393249	01	AF		M4358007	GRN	-	403	2.15-1.6	5.2	-	SEE NOTE 9
				15324979	01	AF		M3469003	GRA	M3466003	403	2.15-1.6	5.2	12186769	-
				15324976	01	AF		M3469011	WHT	M3466011	403	2.15-1.6	5.2	12089678	-
				15324975	01	AF	OBSOLETE	M3466038	TAN	-	402	1.009-0.995	5.2	-	SEE NOTE 8
				15324974	01	AB		M3469008	BLU	M3466008	403	1.7-1.29	5.2	12048087	-
				15324973	01	AF		M3469037	DK RD	M3466037	401	2.85-2.03	5.2	12048086	-
12186770	B3	-	RESTRICTED	12186769	B6	-	RESTRICTED	M2261003	GRA	-	403	2.15-1.6	5.2	15324979	SEE NOTE 7
12146011	A	-	OBSOLETE	12129926	B4	-		M4358005	GRN	-	403	1.7-1.29	5.2	-	SEE NOTE 9
				12112013	B5	-	RESTRICTED	M4398008	BLU	-	401	2.65-1.85	5.2	-	-
12089442	B3	-	RESTRICTED	12089678	A6	-	RESTRICTED	M3471011	WHT	M2261011	403	2.15-1.6	5.2	15324976	-
				12089441	B	-	OBSOLETE	M2261006	YEL	-	403	2.15-1.6	5.2	-	-
12124669	A3	-		12084193	A5	-		M2261029	TAN	-	402	1.009-0.995	5.2	-	SEE NOTE 8
12052925	A4	-	RESTRICTED	12048087	D2	AC	RESTRICTED	M3471008	BLU	M2261008	403	1.7-1.29	5.2	15324974	-
12052924	A4	-	RESTRICTED	12048086	D2	AC	RESTRICTED	M3471037	DK RD	M2261019	401	2.85-2.03	5.2	15324973	-

DRAWING NUMBER							
12010295							
SIZE	SCALE	SHEET	OF	SHEET	OF	REV	N/P
A1x3	1011	2	2	4	4	R	1B

DIMENSIONS ENCLOSED IN ( ) INDICATE REFERENCE DIMENSION, AND NO TOLERANCE LIMITS ARE ESTABLISHED	
( ) PROCESS SENSITIVE DIMENSION	

| DIMENSIONAL ROUND UNITS | | | | | | | | | | |