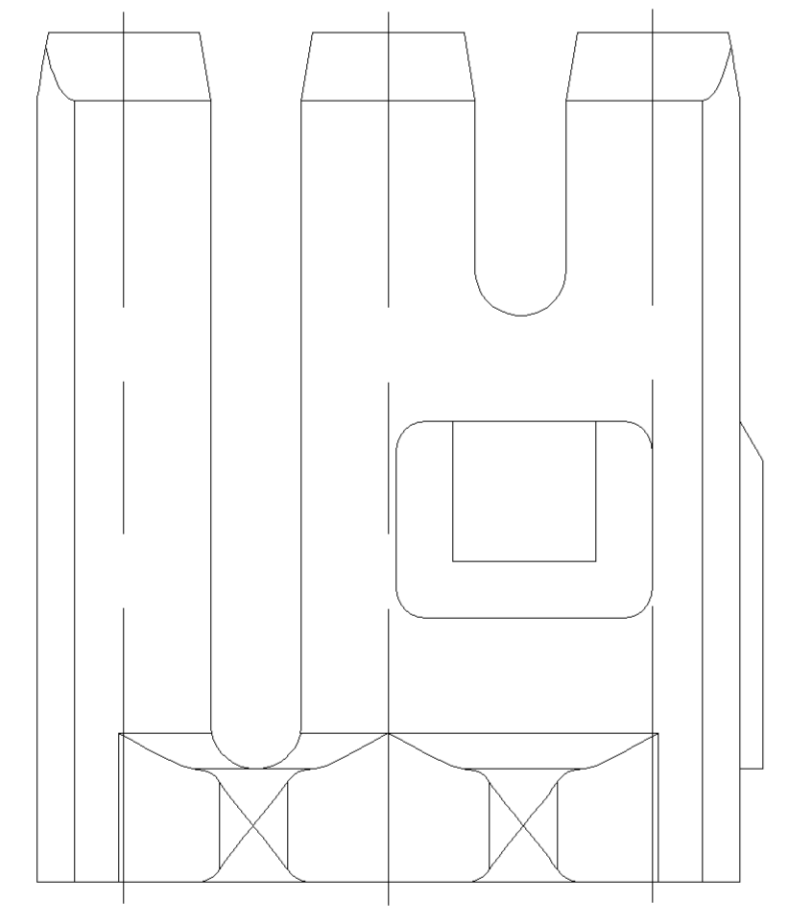
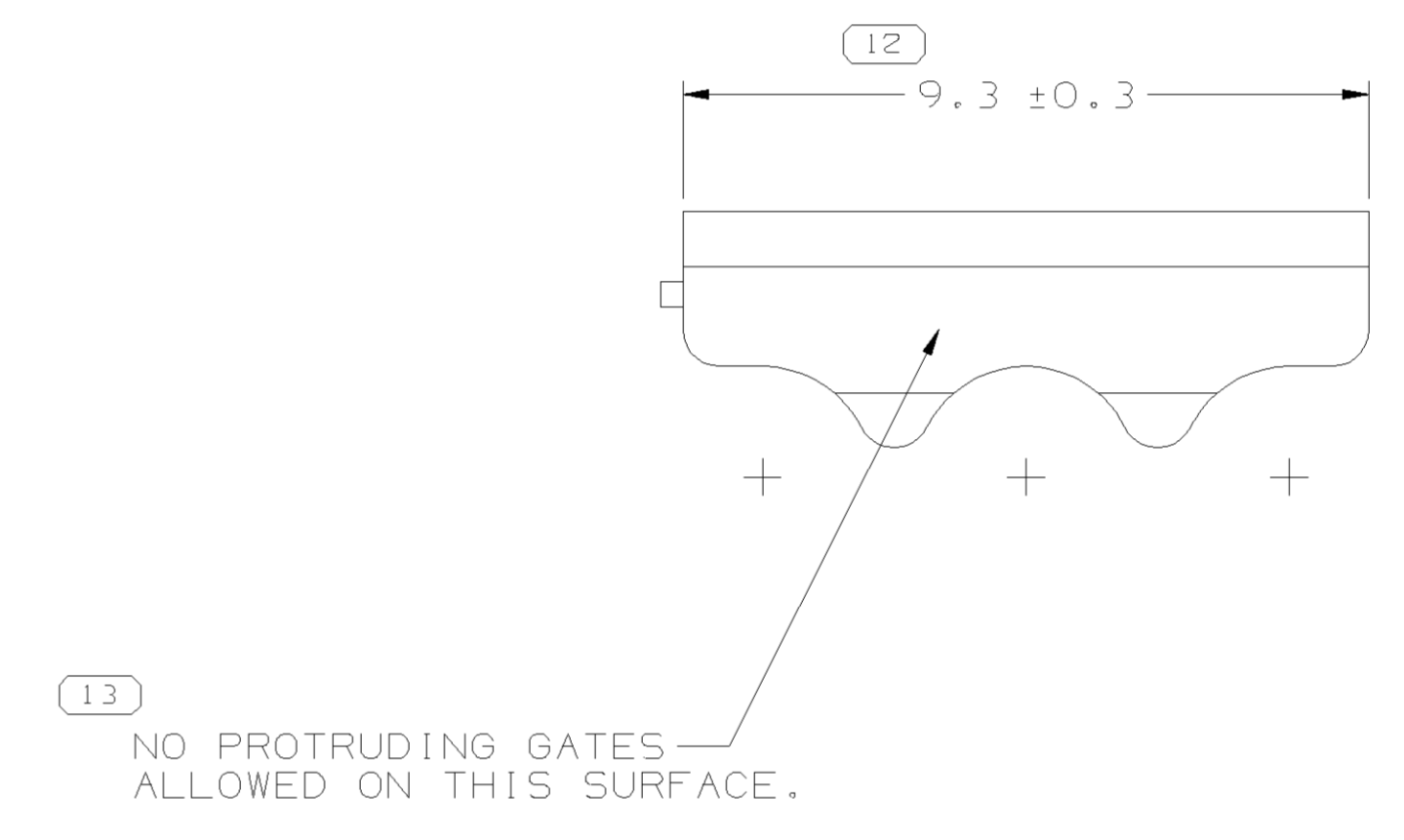
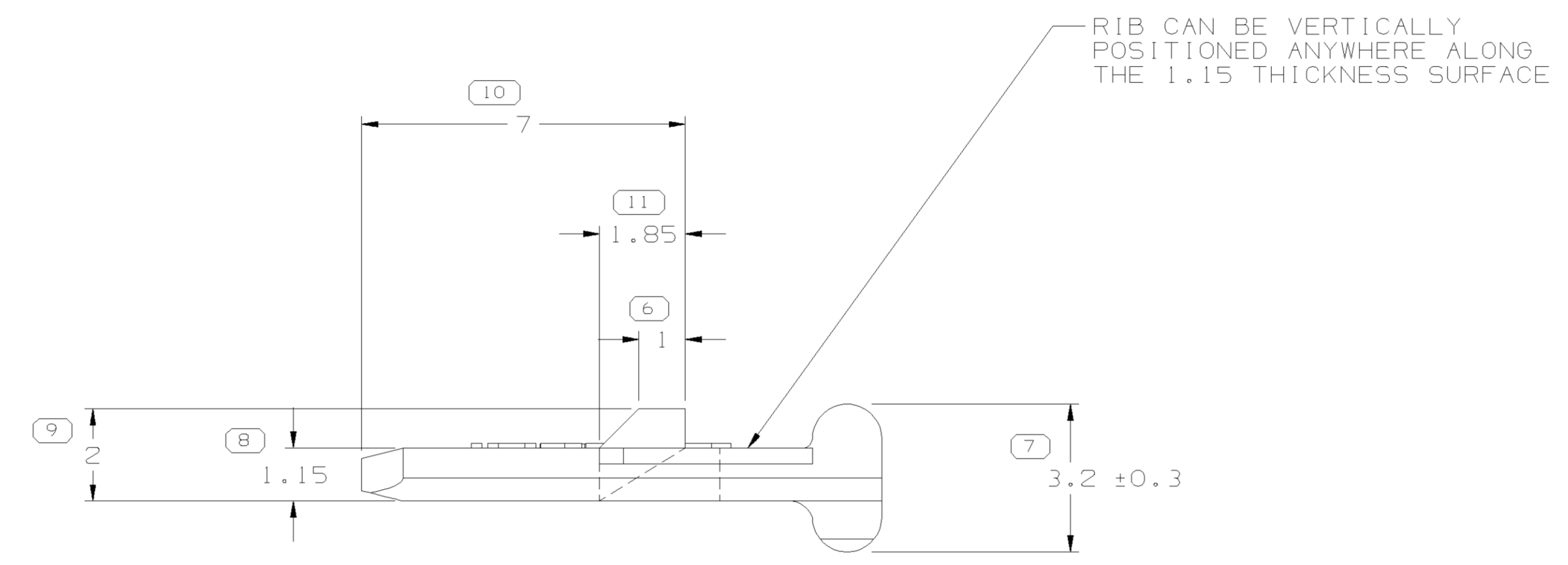
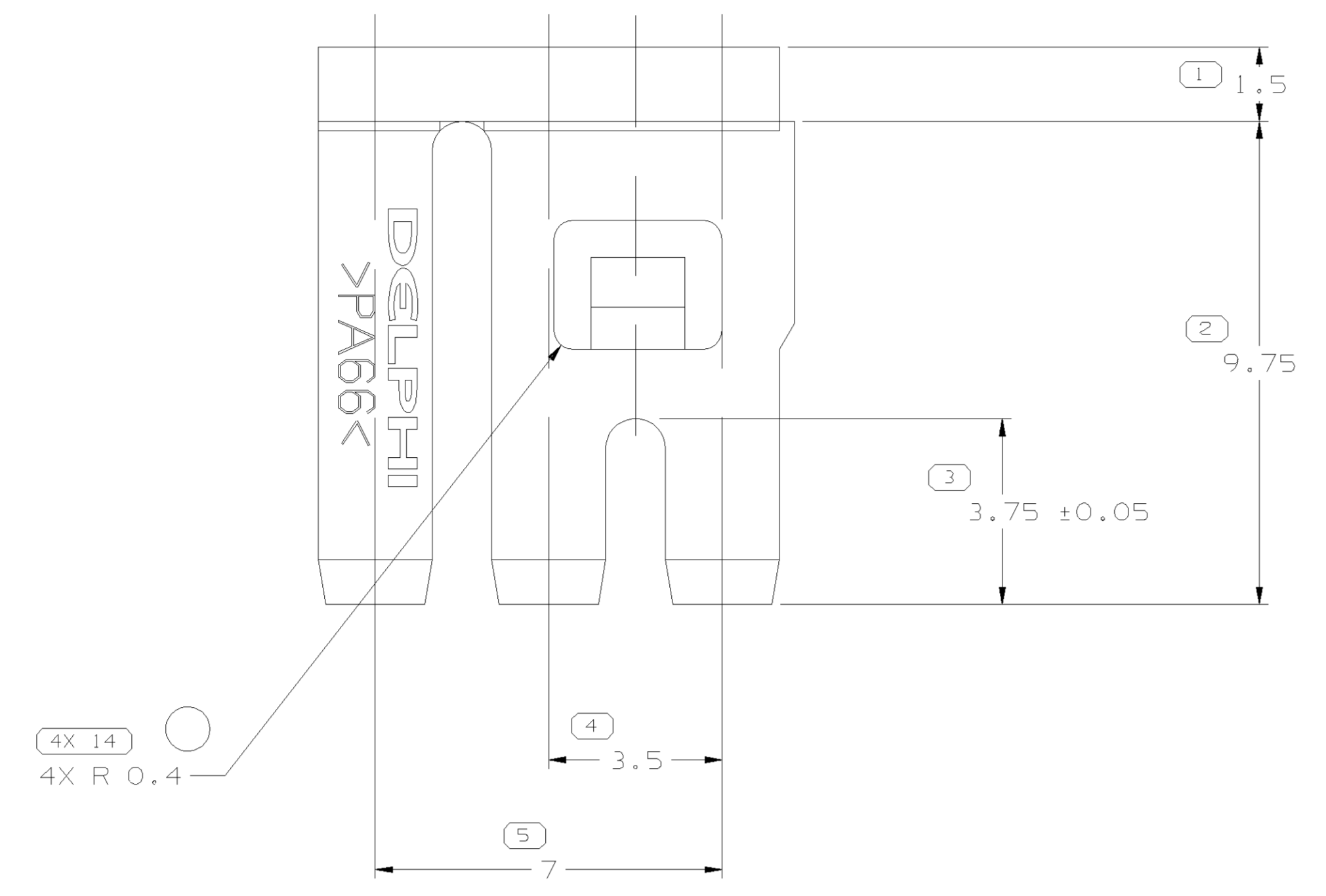


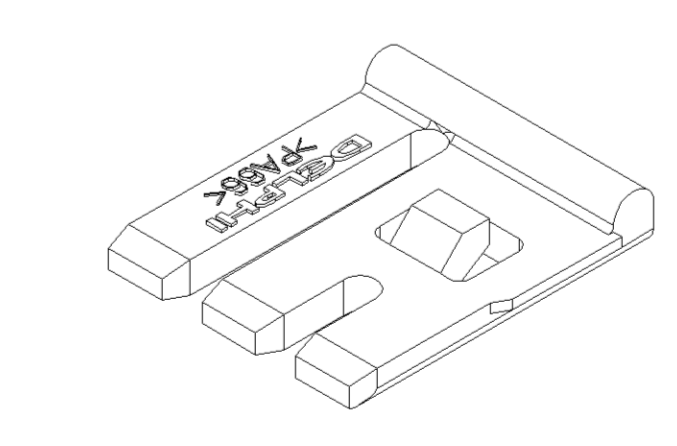
SYMBOL DEFINITION		MISSING SYMBOLS	
A DIMENSION WITHOUT AN INSPECTION REPORT SYMBOL DOES NOT REQUIRE INSPECTION. IT MAY BE CONTROLLED ON THE INDIVIDUAL COMPONENT DRAWING.	TOTAL NO OF INSPECTIONS REQUIRED	NO MISSING SYMBOL NUMBER	
	17		
	LAST NO. USED		
	14		

DWG STATUS					REVISION HISTORY			AUTH	DR	APVD	APVD
DATE	STG	REV	N/P	CHG	ZONE						
26JUL02	R	01	-	-		12047783 - WAS A SEPARATE DRAWING, ADDED ANTI-RATTLE RIBS, & REVISED MAT'L SPEC.	15441909 - RELEASED	227639	AFM	EOV	GM
24SEP02	R	02	-	-		REVISED GRAPHICS		230972	AFM	EOV	GM
080002	R	03	-	-		ALL PARTS - ADDED RIB NOTE		231694	EOV	EOV	GMC
210003	R	04	-	-		ALL PARTS - OPTIONAL CONSTRUCTION WAS PREFERRED CONSTRUCTION AND ADDED NOTE; ADDED DIM		246397	BYP	AFM	BG

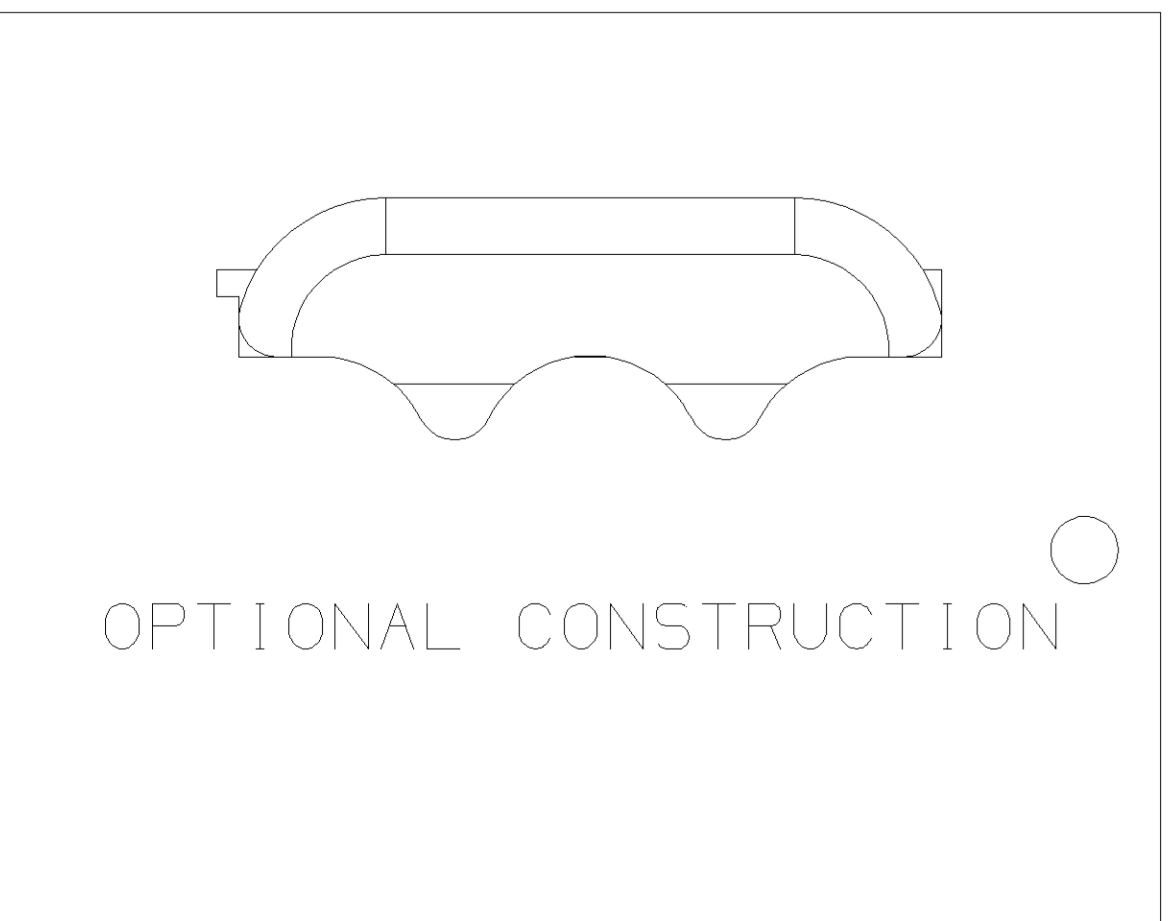


NOTES

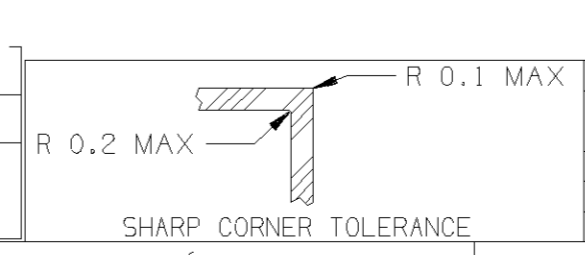
- UNLESS OTHERWISE SPECIFIED AND/OR INDICATED: DIMENSIONS ARE TO FACE OF VIEW SHOWN AND AUTOMATICALLY ROUNDED BY COMPUTER FOR INSPECTION (SEE MATH MODEL FOR PRECISE DIMENSIONS). FOR ALL OTHER DIMENSIONS NOT SHOWN BUT REQUIRED FOR TOOL BUILD, SEE MATH MODEL FOR PRECISE TOOL PATH DATA.
- MATERIAL RECYCLING CODE PER ISO 11469. (2,3)X(0,1) RAISED CHARACTERS AS SHOWN TO BE LOCATED ON ANY EXTERIOR SURFACE. OPTIONAL CONSTRUCTION TO BE NO MATERIAL RECYCLING CODE.
- MATING COMPONENTS OR EQUIVALENT: CONNECTORS 12047781 & 12048102
- (2,3)X(0,1) RAISED DELPHI CORPORATE BRAND TO BE LOCATED ON ANY EXTERIOR SURFACE, PREFERABLY VISIBLE AT FINAL ASSEMBLY. OPTIONAL CONSTRUCTION TO BE "PED" OR NO LOGO.
- THIS PART DOES NOT FALL IN TO THE CATEGORY OF AN APPEARANCE ITEM. MINOR SURFACE IMPERFECTIONS SUCH AS FLOW LINES, EJECTOR PIN MARKS, KNIT LINES, WELD MARKS AND GATE MARKINGS ARE PERMITTED EXCEPT IN AREAS INDICATED ON THIS PRINT.



VIEW SCALE DO NOT REFLECT ACTUAL PART SIZE



15441909	01	AC		M3592008 PA66 HS 1M BLU	0.110
12047783	02	AC		M3592025 PA66 HS 1M GRA MD	0.110
PART NO	REV	N/P	STATUS	MATERIAL SPECIFICATION AND COLOR	VOLUME CM <sup>3</sup>



DIMENSIONAL RANGE (MM)		TOLERANCE UNLESS OTHERWISE SPECIFIED		CHART ET	
FROM	TO	±	ANGULAR TOLERANCE 12°	±	ANGULAR TOLERANCE 12°
> 0	> 30	> 0.15		> 0.15	
> 30	> 70	> 0.2		> 0.2	
> 70	> 100	> 0.3		> 0.3	
> 100	> 150	> 0.4		> 0.4	
> 150	> 200	> 0.5		> 0.5	
> 200	> 250	> 0.6		> 0.6	
> 250	> 300	> 0.8		> 0.8	
> 300	> 400	> 1.0		> 1.0	

DWG TYPE		PART DRAWING	
STYLE	SEE CHART		
VOLUME (IMP)	DISTR CODE		
ROUTING	6900		
UNLESS OTHERWISE SPECIFIED			
THIS DOCUMENT IS IN ACCORDANCE WITH ASME Y14.5M-1994 AS AMENDED BY THE 04 GLOBAL DIMENSIONING AND TOLERANCING ADDENDUM-2001. SEPARATE PATTERNING OF FEATURES MAY BE ORDERED SEPARATELY REGARDLESS OF REFERENCES.			
ALL DIMENSIONS ARE IN MILLIMETERS			
REFERENCE			

THIRD ANGLE PROJECTION	DO NOT SCALE	USE MATH DATA	UNIGRAPHICS
------------------------	--------------	---------------	-------------

**DELPHI**  
DELPHI PACKARD ELECTRIC SYSTEMS  
WARREN, OH

DR	A. FLORES	DATE	26JUL02
APVD1	E. VAZQUEZ		26JUL02
APVD2	G. MACIAS		26JUL02
APVD3			
APVD4			
APVD5			

MATERIAL: SUBSTANCES OF CONCERN AND RECYCLED CONTENT PER DELPHI 10949001

DRAWING NAME: TAXI LOCK TPA M/P 150

DRAWING NUMBER: 15441910

SIZE	SCALE	FRAME NO	SHEET NO	STG	REV	N/P
A0	10:1	1	1	1	R	04