SYMBOL DEFINITION			MISSING NUMBERS
THE NUMBER INSIDE THE SYMBOL ( ) CORRESPONDS TO THE NUMBER ON THE INSPECTION REPORT FOR THIS DRAWING/PART NUMBER	TOTAL NO. OF SYMBOLS ON DRAWING	3	
	LAST NO. USED	3	

DWG STATUS DATE	STS	REV	N/P	CHG	ZONE	REVISION HISTORY	AUTH	DR	APVD 1	APVD 2
20SE00	R	001	-	-	-	ALL PARTS - REDRAWN TO PD & ADDED OPTIONAL CONSTRUCTION TO SHOW PED	202380	EDV	EDV	DN
24JL01	R	002	-	-	-	15412350 - RELEASED	211444	JGR	EDV	DMC
10SE01	R	003	-	-	-	UPDATED PDM ATTRIBUTES	213227	MRL	MRL	DMM
07NO01	R	004	-	-	-	UPDATED PDM ATTRIBUTES	216359	EES	EES	DMM
21APO6	R	05	-	-	-	12065396 - MAT'L SPEC WAS R0071753	279822	CDV	JVW	PYP

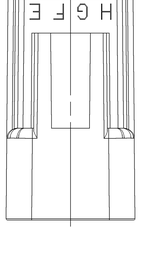

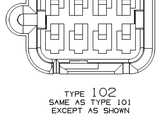

TYPE 102
SAME AS TYPE 101
EXCEPT AS SHOWN

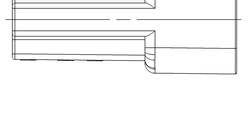

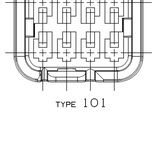

TYPE 101

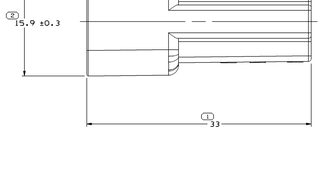

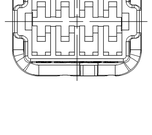

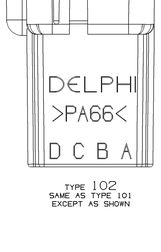

TYPE 102
SAME AS TYPE 101
EXCEPT AS SHOWN

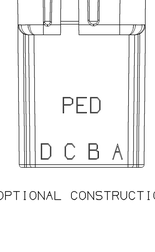

OPTIONAL CONSTRUCTION

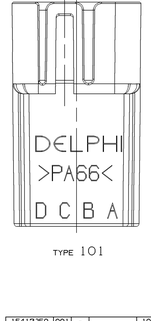

TYPE 101

NOTES

1. UNLESS OTHERWISE SPECIFIED AND/OR INDICATED:

   DIMENSIONS ARE TO FACE OF VIEW SHOWN AND AUTOMATICALLY ROUNDED BY COMPUTER FOR INSPECTION (SEE MATH MODEL FOR PRECISE DIMENSIONS). FOR ALL OTHER DIMENSIONS NOT SHOWN BUT REQUIRED FOR TOOL BUILD, SEE MATH MODEL FOR PRECISE TOOL PATH DATA.

2. SEALING CODE O - UNSEALED

3. MATERIAL RECYCLING CODE PER ISO 11469. (2.3)X(0.1) RAISED CHARACTERS AS SHOWN TO BE LOCATED ON ANY EXTERIOR SURFACE. OPTIONAL CONSTRUCTIO TO BE NO MATERIAL RECYCLING CODE.

4. REFERENCE MATING COMPONENTS OR EQUIVALENT:

   CONNECTOR SEE CHART

5. THIS PART ACCEPTS THE FOLLOWING COMPONENTS OR EQUIVALENT:

   TERMINAL 12040993
   MAX INSULATION CRIMP MUST BE LESS THAN 3 HIGH AND 2.6 WIDE.
   SECONDARY TERMINAL LOCK 12045690

6. (2.3)X(0.1) RAISED DELPHI CORPORATE BRAND TO BE LOCATED ON ANY EXTERIOR SURFACE, PREFERABLY VISIBLE AT FINAL ASSEMBLY. OPTIONAL CONSTRUCTION TO BE "PED" OR NO LOGO.

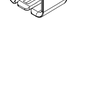

PART NO	REV	N/P	STATUS	TYPE	MATERIAL SPECIFICATION AND COLOR	MATING CONNECTOR	VOLUME CM³
15412350	001	-	-	102	R0071769 PA66-HS IM GRA LT	12186098	3.314
12065396	02	-	-	101	M3592024 PA66 HS IM CRM	12047886	3.204
12045688	A1	-	-	101	R0071754 PA66-HS IM BLK	12047886	3.204

DRAWING NUMBER
12065397
SIZE A1x3 | SCALE 2:1 | SHEET 2 OF 2 | SHEET 1 OF 1 | REV R | N/P 05 - | -

DWG TYPE: PART DRAWING
STYLE
VOLUME (CM³): 3.204
SYSTEM CODE: D
UNLESS OTHERWISE SPECIFIED
THIS DRAWING IS IN ACCORDANCE WITH ASME Y14.5M-1994 AS MODIFIED BY THE DELPHI DIMENSIONING AND TOLERANCING STANDARD. THIS DRAWING DEFINES THE FEATURES OF THE PART WHEN SEPARATELY DEFINED BY OTHER REFERENCES.
ALL DIMENSIONS ARE IN MILLIMETERS
REFERENCE
1 PROCESS SENSITIVE DIMENSION
DIMENSION ENCLOSED IN ( ) INDICATE REFERENCE DIMENSION, NO AS TOLERANCE LIMITS ARE ESTABLISHED

DIMENSIONAL RANGE (MM)								
FROM	0	3	6	30	120	315	1000	2000
TO	3	6	30	120	315	1000	2000	3000
TOLERANCE (UNLESS OTHERWISE SPECIFIED)								
±0.15	±0.2	±0.3	±0.4	±0.5	±0.8	±1	±1.2	
MODULE TOLERANCE ±0.1								

THIRD ANGLE PROJECTION
DO NOT SCALE
USE MATH DATA
UNIGRAPHICS

DELPHI
DELPHI PACKARD ELECTRIC SYSTEMS
WARREN, OH

		DATE
DR	ERIC W. MINZER	10FEB96
APVD1	ERIC W. MINZER	10FEB96
APVD2	J. E. THIERS	8MAR96
APVD3	D. MANDIARELLI	19APR96
APVD4		
APVD5		

SUBSTANCES OF CONCERN AND RECYCLED CONTENT PER DELPHI (DPAP00)

DESIGN: SEE CHART

DRAWING NAME: TAXI CONN M M/P 150

DRAWING NUMBER: 12065397
SIZE A1x3 | SCALE 2:1 | SHEET 2 OF 2 | SHEET 1 OF 1 | REV R | N/P 05 -

Copyright © 2001 Delphi Technologies, Inc.
Date: 19-Mar-08 Time: 08:41

I 50e23a1