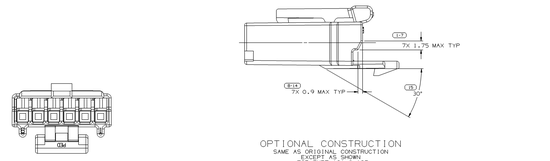

OPTIONAL CONSTRUCTION
SAME AS ORIGINAL CONSTRUCTION
EXCEPT AS SHOWN
FOR TYPE 101 & 102

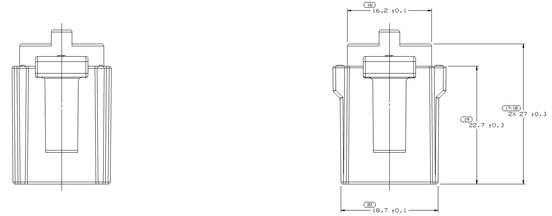

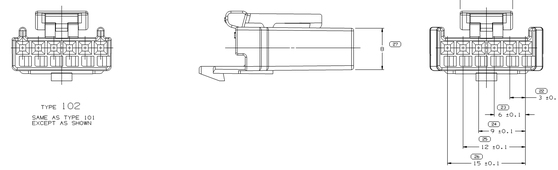

TYPE 102
SAME AS TYPE 101
EXCEPT AS SHOWN

TYPE 101

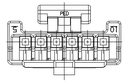

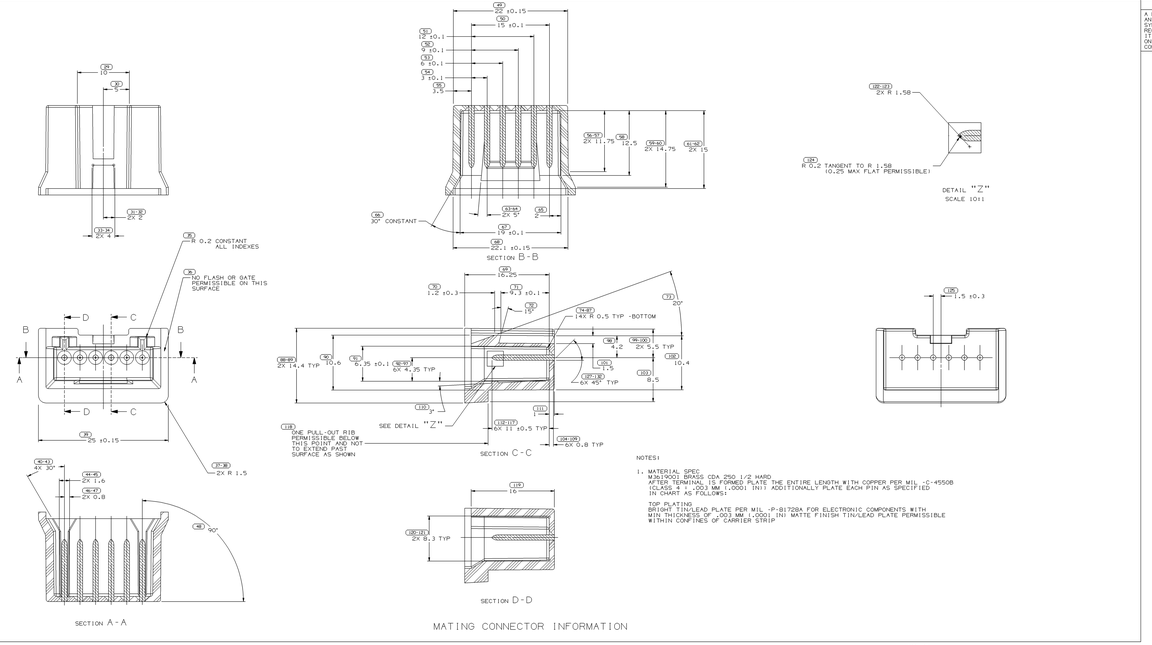

SYMBOL DEFINITION		MISSING NUMBERS		REVISION HISTORY							
				DWG STATUS							
				DATE	STG	REV	N/P	STATUS	DWN	ECN	DR
A DIMENSION WITHOUT AN INSPECTION REPORT IS A REFERENCE DIMENSION REQUIRE INSPECTION. IT MAY BE CONTROLLED ON AN INDIVIDUAL COMPONENT DRAWING.	TOTAL NO. OF SYMBOLS ON DRAWING: 70	132		17MAY97	R	01	-	-	12064970 & 12064993 - MOVE SEPERATE DRAWINGS	15040	RMEYO
	LAST NO. USED: 132			15JAN00	R	02	-	-	15J0077 - RELEASED	00005	STAFFO
				19FEB00	R	03	-	-	ADDED BACK VIEW FOR TYPE 102	20080	ARFUR
				07OCT03	R	04	-	-	12064993 - UPDATED PDM ATTRIBUTES	24974	ADK
				06APR04	R	05	-	-	ALL PARTS - UPDATED PDM ATTRIBUTES	25197	STCAL

NOTES

1. UNLESS OTHERWISE SPECIFIED AND/OR INDICATED,
   DIMENSIONS ARE TO FACE OF VIEW SHOWN AND
   AUTOMATICALLY BOUNDED BY COMPUTER FEATURE INSPECTION.
   DIMENSIONS ARE TO BE INSPECTED ONLY FOR THOSE AND ALL
   OTHER DIMENSIONS NOT SHOWN BUT REQUIRED FOR TOOL
   BUILD. SEE MATH MODEL FOR PRECISE TOOL PATH DATA.

2. MATING COMPONENTS OR EQUIVALENT:
   CONNECTOR POSITION ASSURANCE LOCK 12064989
   TERMINAL POSITION ASSURANCE LOCK 12066170
   TERMINAL 12089660
   CAVITIES 5 AND 10 (TYPE 101) CAN ACCEPT TERMINAL 12009649

3. CAVITIES 5 AND 10 (TYPE 101) CAN ACCEPT A MAX INSULATION CRIMP
   OF 3.75 HIGH AND 3.5 WIDE (3.55 MAX CABLE O.D.)
   OF 3.75 HIGH AND 3.5 WIDE (3.55 MAX CABLE O.D.)
   AND 3.5 WIDE 12.4 MAX CABLE O.D.) REFER TO EIA-605 FOR CRIMP
   DIMENSIONS.

4. PART 12064993 MAY USE MATERIAL M2191001 (VALOX 325E(BK1066)
   IN OLD MOLD 12064977 PM A P001

5. PART 12064978 MAY USE MATERIAL M2191003 (VALOX 325E(B253 GRAY)
   IN OLD MOLD 12064977 PM A P001

6. 15J58977 SAME AS 12064993 EXCEPT FOR COLOR

7. (0.7310.2) RAISED DELPHI CORPORATE BRAND TO BE LOCATED ON ANY
   SURFACE NOT SUBJECT TO WEAR OR CONTACT DURING FINAL ASSEMBLY.
   OPTIONAL CONSTRUCTION TO BE "PED" OR NO LOGO.

PART NO	STG	REV	N/P	STATUS	TYPE	MATERIAL SPECIFICATION AND COLOR	VOLUME	MATING CONNECTOR
15J58977	R	01	AA	-	101	M46/9508 PLAS PBT BLU (SEE NOTE #6)	1.903	12065870
12064978	R	04	-	-	102	M46/9503 PLAS PBT GRA (SEE NOTE #5)	1.837	12065870
12064993	R	04	-	-	101	M46/9502 PLAS PBT BLK (SEE NOTE #4)	1.903	12065870

DRAWING NUMBER							
12064977							
SIZE	DWG NO	REV	SHEET 1 OF 2	SHEET 2 OF 2	SHEET 3 OF 3	SHEET 4 OF 4	SHEET 5 OF 5
A1A4	511	12	07	2	10F	8	05

DWG TYPE	PART DRAWING
STYLE	
VOLUME PER	SEE CHART
SYSTEM TYPE	
MATERIAL	6/6GC
UNLESS OTHERWISE SPECIFIED THIS DOCUMENT IS IN ACCORDANCE WITH ASME Y14.5M-1994 ALL DIMENSIONS ARE TO BE INSPECTED AFTER PLATING. DIMENSIONS MARKED "REFERENCE" ARE NOT REQUIRED TO BE INSPECTED.	
ALL DIMENSIONS ARE IN MILLIMETERS	
REFERENCE	

(.0) PROCESS SENSITIVE DIMENSION

DIMENSION ENCLOSED IN ( ) PROCESS SENSITIVE DIMENSION NOTE IN DETAIL VIEW

R 0.2 MAX

SHARP CORNER TOLERANCE

DIMENSIONAL TOLERANCE (MM)									
TYPE	1.2	2.5	4.0	6.3	10.0	16.0	25.0	40.0	63.0
ANGULAR TOLERANCE (DEGREES)									
TOLERANCE	±0.3	±0.2	±0.1	±0.1	±0.1	±0.1	±0.1	±0.1	±0.1

THIRD ANGLE PROJECTION

SCALE: 2.5 : 1

SIZE: A1A4

DELPHI

DELPHI PACKARD ELECTRIC SYSTEMS
WARREN, OH

		DATE
DR		
APVD: RUBEN ORTIZ		17MAY97
APVD: G.D. TZOUTZOUKO		17MAY97
APVD: G.D. TZOUTZOUKO		17MAY97
APVD:		
APVD:		
SUBSTRATES OF STAINING AND REPOLISH CONTACT PER DELPHI SPEC.		
SIZE: SEE CHART		

DRAWING TITLE: TAXI CONN MIC/P 100

DRAWING NUMBER: 12064977

SIZE	DWG NO	REV	SHEET 1 OF 2	SHEET 2 OF 2	SHEET 3 OF 3	SHEET 4 OF 4	SHEET 5 OF 5
A1A4	511	12	07	2	10F	8	05

12064977