| SYMBOL DEFINITION | | |
|---|---|---|
| A DIMENSION WITHOUT AN INSPECTION REPORT SYMBOL ( ) DOES NOT REQUIRE INSPECTION. IT MAY BE CONTROLLED ON THE INDIVIDUAL COMPONENT DRAWING. | TOTAL NO OF INSPECTIONS REQUIRED | 10 |
| | LAST NO. USED | 10 |

| MISSING SYMBOLS |
|---|
| NO MISSING SYMBOL NUMBER |

| DWG STATUS DATE | STG | REV | N/P | CHG | ZONE | REVISION HISTORY | AUTH | DR | APVD 1 | APVD 2 |
|---|---|---|---|---|---|---|---|---|---|---|
| 28JA02 | R | 01 | - | - | | ALL PARTS - CREATED PD AND ADDED MATERIAL RECYCLING CODE | 216148 | RH | RCH | GMC |
| 12JA04 | R | 02 | - | - | | ADDED DIM 10 & ADDED NFO NOTE. UPDATED NOTE 2 | 249873 | LLJ | LLJ | RD |
| 04APO6 | R | 03 | - | - | | 12065422 - MAT'L SPEC WAS M3592002 | 278935 | RMG | JAA | GGI |

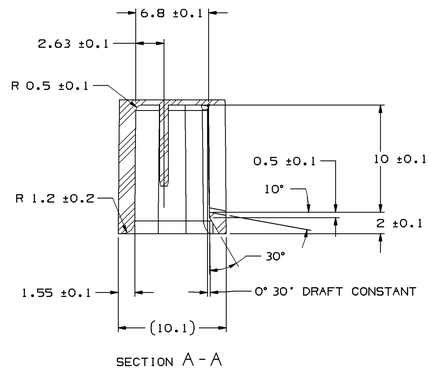


SECTION A-A

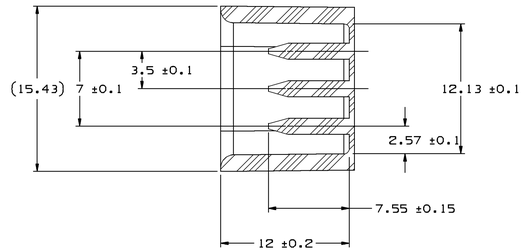


SECTION B-B

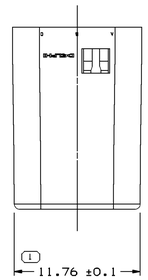


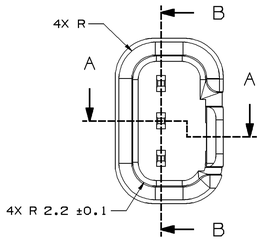


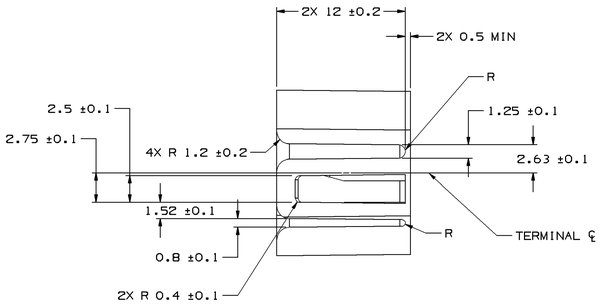


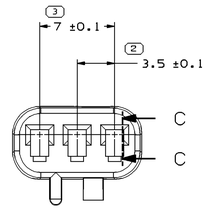


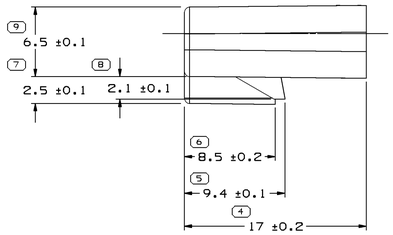


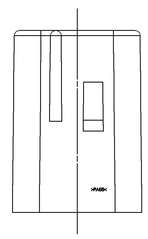

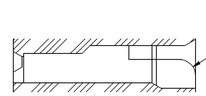


MAX PERMISSIBLE OR NFO PERMISSIBLE.
NFO NOT TO EXCEED THE AREA THAT WOULD BE ELIMINATED BY THE ADDITION OF A R 1.5 MAX

SECTION C-C

NOTES

1. UNLESS OTHERWISE SPECIFIED AND/OR INDICATED:
   DIMENSIONS ARE TO FACE OF VIEW SHOWN AND AUTOMATICALLY ROUNDED BY COMPUTER FOR INSPECTION (SEE MATH MODEL FOR PRECISE DIMENSIONS). FOR ALL OTHER DIMENSIONS NOT SHOWN BUT REQUIRED FOR TOOL BUILD, SEE MATH MODEL FOR PRECISE TOOL PATH DATA.
   ALL RADII 0.5
   DRAFT IS 0°30' MAX ON ALL OUTSIDE SURFACES
2. MATING COMPONENTS OR EQUIVALENT:
   CONNECTOR 12047781
3. TERMINALS MUST WITHSTAND A MINIMUM PUSHOUT FORCE OF 89 N (20 LBS).
4. RECOMMENDED BODY MATERIAL:
   NYLON 66 OR EQUIVALENT FLEXIBLE THERMOPLASTIC.

MATING CONNECTOR INFORMATION

NOTES

1. UNLESS OTHERWISE SPECIFIED AND/OR INDICATED:
   DIMENSIONS ARE TO FACE OF VIEW SHOWN AND AUTOMATICALLY ROUNDED BY COMPUTER FOR INSPECTION (SEE MATH MODEL FOR PRECISE DIMENSIONS). FOR ALL OTHER DIMENSIONS NOT SHOWN BUT REQUIRED FOR TOOL BUILD, SEE MATH MODEL FOR PRECISE TOOL PATH DATA.
2. MATERIAL RECYCLING CODE PER ISO 11469. (2.3)X(0.1) RAISED CHARACTERS AS SHOWN TO BE LOCATED ON ANY EXTERIOR SURFACE. OPTIONAL CONSTRUCTION TO BE NO MATERIAL RECYCLING CODE.
3. THIS PART ACCEPTS THE FOLLOWING COMPONENTS OR EQUIVALENT:
   CAVITIES TO ACCEPT 12047883 TERMINAL OR EQUIVALENT.
   MAX INSULATION CRIMP MUST BE LESS THAN 2.3 HIGH AND 2.7 WIDE.
   SECONDARY TERMINAL LOCK 12047783
4. (2.3)X(0.1) RAISED DELPHI CORPORATE BRAND TO BE LOCATED ON ANY EXTERIOR SURFACE, PREFERABLY VISIBLE AT FINAL ASSEMBLY. OPTIONAL CONSTRUCTION TO BE "PED" OR NO LOGO.
5. THIS CONNECTOR WILL PASS THRU A Ø13 MIN HOLE.
6. THIS PART IS NOT CONTROLLED FOR AUTOMATIC FEEDING.



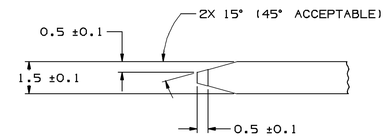


RECOMMENDED MATERIAL: P-1546 (CA-210) BRASS
EXTRA SPRING TEMPER - TIN PLATED.

PLATING THICKNESS: 0.003 - 0.005 MM

TENSILE STRENGTH: 430 MPA

NOTE - USE OF MATERIAL WITH A CONDUCTIVITY 20% IACS AT 68° F SHOULD BE APPROVED BY PACKARD ELECTRIC

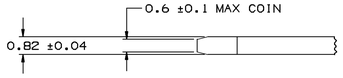


SCALE 10:1

MATING TERMINAL INFORMATION

| PART NO | REV | N/P | STATUS | MATERIAL SPECIFICATION AND COLOR | MATING CONNECTOR | VOL CM³ |
|---|---|---|---|---|---|---|
| 12065422 | 02 | | | M3592024 PA66 HS IM CRM | 12065423 | 0.781 |
| 12047781 | A2 | | | M3592001 PA66 HS IM BLK | 12047782 | 0.781 |

4 PROCESS SENSITIVE DIMENSION

DIMENSIONS ENCLOSED IN ( ) INDICATE REFERENCE DIMENSIONS AND NO TOLERANCE LIMITS ARE ESTABLISHED

| DIMENSIONAL RANGE (MM) FROM | > 0 TO 20 | > 20 30 | > 30 70 | > 70 100 | >100 150 | >150 200 | >200 250 | >250 300 | >300 400 |
|---|---|---|---|---|---|---|---|---|---|
| TOLERANCE UNLESS OTHERWISE SPECIFIED | ±0.15 | ±0.2 | ±0.3 | ±0.4 | ±0.5 | ±0.6 | ±0.8 | ±1 | ±1.2 |
| ANGULAR TOLERANCE ±2° | | | | | | | | | |

CHART E1

DWG TYPE: PART DRAWING

STYLE

VOLUME (CM³): SEE CHART

DISTR CODE

UNLESS OTHERWISE SPECIFIED

THIS DOCUMENT IS IN ACCORDANCE WITH ASME Y14.5M-1994 AS AMENDED BY THE 8M GLOBAL DIMENSIONING AND TOLERANCING ADDENDUM - 1997. ALL GEOMETRIC TOLERANCES AND RELATED DATUMS APPLY RFS. RULE #1(PERFECT FORM AT MMC) DOES NOT APPLY. NO RELATIONSHIP BETWEEN FEATURES IN THIS DRAWING IS REQUIRED TO MEET LOCATION TOLERANCES. SEPARATE POSITION CALLOUTS MAY BE BASED SEPARATELY, REGARDLESS OF DATUM REFERENCE.

ALL DIMENSIONS ARE IN MILLIMETERS

REFERENCE

THIRD ANGLE PROJECTION

DO NOT SCALE

USE MATH DATA

DELPHI

DELPHI PACKARD ELECTRIC SYSTEMS
WARREN, OH

| | | DATE |
|---|---|---|
| DR | | |
| APVD1 | R. HERMOSILLO | 28JA02 |
| APVD2 | R. CHACON | 28JA02 |
| APVD3 | G. MACIAS | 30JA02 |
| APVD4 | | |
| APVD5 | | |

SUBSTANCES OF CONCERN AND RECYCLED CONTENT PER DELPHI (094900)

MATERIAL: SEE CHART

DRAWING NAME: TAXI CONN F M/P 150

DRAWING NUMBER: 12065180

| SIZE | SCALE | FRAME NO | SHEET NO | STG | REV | N/P |
|---|---|---|---|---|---|---|
| A0 | 5:1 | 1 OF 1 | 1 OF 1 | R | 03 | - |

Plant: 12455
Dwg: 12065180-CU001-S01 Date: 11-Apr-06 Time: 13:51
Pkg: 12065180
Messages: