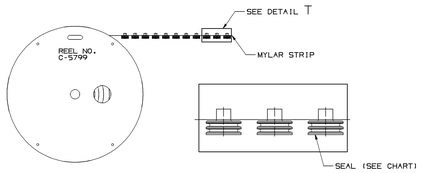

SEAL/MYLAR ASSEMBLY DETAIL

NOTES

1. THE MYLAR TAPE IS ONLY A CARRIER USED AS A PROCESS AID AND IS NOT PART OF THE FINAL HARNESS ASSEMBLY.
2. WHEN PARTS ARE SHIPPED, THEY MUST BE PACKED IN PLASTIC BAGS OR SHIPPING CONTAINERS MUST BE LINED WITH PLASTIC LINERS. BAGS OR LINERS MUST BE SEALED TO AVOID ENTRY OF FOREIGN MATTER.

SCALE NONE

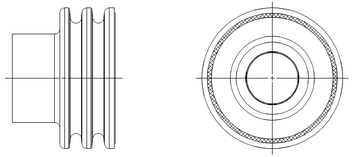

OPTIONAL CONSTRUCTION 1
(ANTI-STICK RING)

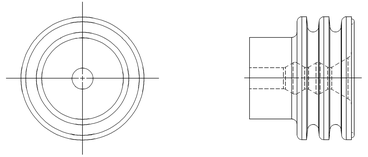

OPTIONAL CONSTRUCTION 2
THIS IS THE PREFERRED CONSTRUCTION FOR NEW TOOL BUILDS
(ANTI-STICK RING)

SYMBOL DEFINITION			MISSING SYMBOLS
A DIMENSION WITHOUT AN INSPECTION REPORT SYMBOL (□) DOES NOT REQUIRE INSPECTION. IT MAY BE CONTROLLED ON THE INDIVIDUAL COMPONENT DRAWING.	TOTAL NO OF INSPECTIONS REQUIRED	7	NO MISSING SYMBOL NUMBER
	LAST NO. USED	5	

DWG STATUS DATE	STS	REV	N/P	CHG	ZONE	REVISION HISTORY	AUTH	DR	APVD 1	APVD 2
16MD99	R	001	-	-	-	REDRAWN TO PD	990009	JLZ	RCH	RH
16MD99	R	002	-	-	-	15324993-97 - RELEASED	990005	JLZ	RCH	RH M
07MD00	R	003	-	-	-	15324993-97 - REVISED	202978	JLZ	EAR	JR
07MD00	R	004	-	-	-	15397197 - RELEASED	000005	HH	EAR	JR
15MR04	R	05	-	-	-	12052668 & 12052387 PER NIN ENG BULTS1 ALL PARTS - UPDATED MATERIAL SPECS	251587	RH	RH	MP
18MD04	-	06	-	-	-	12052387 & 12052668 - REVISED DRAWING CHART1 12052668 - REVISED DIM "D"	261372	JS	JS	MT
03DC06	R	07	-	-	-	ALL ACTIVE PARTS - ADDED SEALING RIBS VIEWS, OVERALL LENGTH LABEL, SEALING RIBS LABEL, ANTI-STICK RING OPTIONAL CONSTRUCTION 1 & 2 VIEWS AND DIMS 12 PLCS1; REMOVED OPTIONAL CONSTRUCTION 1 FROM TYPE 301 VIEW, ADDED TYPES 302-306 DIM DIA FOR TYPE 302, COLUMNS F & G AND REVISED DIMS 12 PLCS1 15324993-97 & 15397197 - MAT'L SPEC WAS M3466 & ADDED ALTERNATE MAT'L SPEC	285215	JBD	TRG	MPR
08JH07	R	08	-	-	-	10730241, 15344951, 15344032 & 10730240 - ADDED PART NUMBERS AS MYLAR ASSEMBLIES	400035	JTV	TRG	MPR

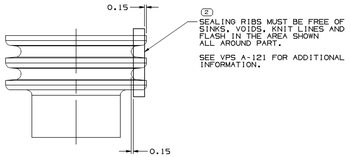

(2) SEALING RIBS MUST BE FREE OF SINKS, VOIDS, KNIT LINES AND FLASH IN THE AREA SHOWN ALL AROUND PART.

SEE VPS A-121 FOR ADDITIONAL INFORMATION.

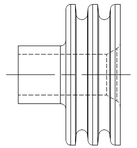

TYPE 302
SAME AS TYPE 301
EXCEPT AS SHOWN

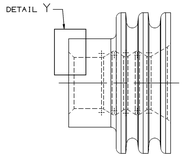

TYPE 303
SAME AS TYPE 301
EXCEPT AS SHOWN

DETAIL Y
SCALE 20:1

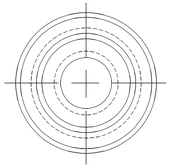

TYPE 301

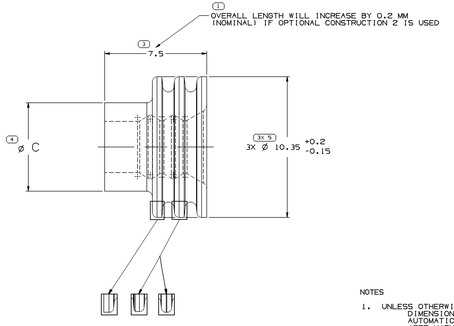

SEALING RIBS MAY DIFFER AS SHOWN

NOTES

1. UNLESS OTHERWISE SPECIFIED AND/OR INDICATED: DIMENSIONS ARE TO FACE OF VIEW SHOWN AND AUTOMATICALLY ROUNDED BY COMPUTER FOR INSPECTION. (SEE MATH MODEL FOR PRECISE DIMENSIONS.) FOR ALL OTHER DIMENSIONS NOT SHOWN BUT REQUIRED FOR TOOL BUILD, SEE MATH MODEL FOR PRECISE TOOL PATH DATA.
2. PARTS ARE TO BE PACKAGED IN SEALED PLASTIC BAGS. GROSS WEIGHT INCLUDING CARTON IS NOT TO EXCEED 34 POUNDS.
3. TO IMPROVE SEAL TO LEAD PROCESSING ON SLIPPERY OR SMOOTH CABLE INSULATION, THE APPLICATION ENGINEER MAY SPECIFY THE NEXT SMALLER SEAL SIZE P/N IN PLACE OF THE INDICATED SEAL FOR THE "CABLE O.D." LISTED IN THE CHART.

PART ND	REV	N/P	STATUS	PART ND	REV	N/P	STATUS	MATERIAL SPECIFICATION	COLOR (REF ONLY)	ALTERNATE MATERIAL SPECIFICATION	TYPE	CABLE O.D. ±0.05 SEE NOTE #3	C	VOL CM³	EQUIVALENT CABLE SEAL
				15397197	01	AB		M3469002	BLK	M3466002	301	4.5 - 3.61	6	0.305	
10730240	03	AA		15324997	01	AC		M3469038	TAN	M3466038	301	2.15-1.65	6	0.363	12077759
15344032	01	AA		15324996	01	AC		M3469008	BLU	M3466008	301	4.5-3.61	6	0.305	12052668
15344951	01	AA		15324995	01	AC		M3469037	DK RD	M3466037	301	2.85-2.01	6	0.357	12052388
10730241	01	AA		15324994	01	AC		M3469003	GRA	M3466003	301	3.75-2.81	6	0.335	12052387
				15324993	01	AC		M3469007	GRN	M3466007	301	5.15-4.4	6.5	0.293	12052386
12077760	A2	-		12077759	B3	-		M2261029	TAN		301	2.15-1.65	6	0.363	15324997
12052660	A2	-		12052668	G2	AB		M3471008	BLU	M2261008	301	4.5-3.61	6	0.305	15324996
12052659	A2	-		12052388	A3	-		M2261019	DK RD	-	301	2.85-2.01	6	0.357	15324995
12052658	A2	-		12052387	D3	AB		M3471003	GRA	M2261012	301	3.75-2.81	6	0.335	15324994
12052657	A2	-		12052386	A3	-		M2261001	GRN	-	301	5.15-4.4	6.5	0.293	15324993
				12045772	A2	-	OBSOLETE	M2261001	GRN	-	302	4.21-3.5	4.25	0.275	

MYLAR & CABLE SEAL ASM — CABLE SEAL

DRAWING NUMBER							
12010295							
SIZE	SCALE	IMAGE	NET SHEET	NET QTY	REV	CHG	SKP
A1x3	10:1	2 OF 2	3 OF	R	08	-	

(5) PROCESS SENSITIVE DIMENSION

DIMENSIONS ENCLOSED IN () ARE REFERENCE DIMENSIONS AND NO TOLERANCE LIMITS ARE ESTABLISHED

DIMENSIONAL RANGE (MM)								OCTANT ±°
0.00	3.00	6.00	30.00	120.00	400.00	1000.00	2000.00	
TOLERANCE UNLESS OTHERWISE SPECIFIED								
±0.25	±0.50	±0.75	±1.00	±1.50	±2.00	±3.00	±4.00	±0.50
ANGULAR TOLERANCE ±1°								

THIRD ANGLE PROJECTION

DO NOT SCALE — USE MATH DATA

DELPHI
DELPHI PACKARD ELECTRIC SYSTEMS
WARREN, OH

		DATE
DR		
APVD1	J. HOUGELMAN	13JAN99
APVD2	T. MUDREY	26JAN99
APVD3	A. HERMANN	31JAN99
APVD4		
APVD5		

SUBSTANCES OF CONCERN AND RECYCLED CONTENT PER DELPHI (DPAPSD)

DRAWING TYPE: PART DRAWING
STYLE
VOLUME CONT: SEE CHART
SIZE: D

UNLESS OTHERWISE SPECIFIED

THIS DOCUMENT IS IN ACCORDANCE WITH ASME Y14.100-1994 AS INTERPRETED BY THE DELPHI SUBSYSTEM USE GUIDELINES. THIS DOCUMENT DEFINES THE NAME OF FEATURES BY BE BASED EXPLICITLY DEFINED AS OF SYSTEM REFERENCE.

ALL DIMENSIONS ARE IN MILLIMETERS

REFERENCE

DRAWING NAME: SEE CHART

TAXI SEAL CBL 1W M/P

DRAWING NUMBER							
12010295							
SIZE	SCALE	IMAGE	NET SHEET	NET QTY	REV	CHG	SKP
A1x3	10:1	1 OF 2	3 OF	R	08	-	

ISO 10054