SYMBOL DEFINITION			MISSING NUMBERS
A DIMENSION WITHOUT AN INSPECTION REPORT SYMBOL ( ) DOES NOT REQUIRE INSPECTION. IT MAY BE CONTROLLED ON AN INDIVIDUAL COMPONENT DRAWING.	TOTAL NO. OF SYMBOLS ON DRAWING	20	
	LAST NO. USED	40	

DWG STATUS DATE	STG	REV	N/P	CHG	ZONE	REVISION HISTORY	AUTH	DR	APVD 1	APVD 2
25AU99	R	02	-	-		CLEARED REVISION COLUMN PART DRAWING UPDATED	196586	DRR	DRR	SAN
19OC99	R	03	-	-		ALL PARTS - REVISED GRAPHICS	196725	LMM	RMM	SAN
14JL03	R	04	-	-		ALL PARTS - REVISED CHART TO SHOW MATING TPA P/Ns; REVISED MATING COMPONENT NOTE. ADDED CPA P/N	242960	ADK	ADK	SAN
22SE05	R	05	-	-		13538370 & 13540547 - RELEASED	272748	LMB	LMB	BR
09MR06	R	06	-	-		ALL PARTS - TERMINAL 15304720 WAS 15304718; CABLE SEAL 15366067 WAS 12191232; 15326654 - 39.85 WAS 39.9, 29.02 +/-0.5 WAS 29; 15326660 - 46.37 WAS 46.4; 15326666 - 65.85 WAS 65.9; 15326910 - 52.85 WAS 52.9; 15326917 - 59.35 WAS 59.4; 13538370 - UPDATED PD ATTRIBUTES; 13540547 - REVISED DELPHI LOGO & VIEW TYPE LABEL	277561	MAC	MAC	SAN
26AP06	R	07	-	-		13540547 - 29.77 +0.37/-0.2 WAS 29.77	279991	JPH	FKV	RWR
17MY06	R	08	-	-		ALL PARTS - UPDATED PDM ATTRIBUTES; 15326654 - RESTRICTED AND ADDED REPLACED BY COLUMN IN CHART	280598	CCV	JVM	RWR
23MR07	R	09	-	-		15326654,15326660,15326666,15326910 & 15326917 - UPDATED PDM ATTRIBUTES	400960	JBD	JVM	GGI

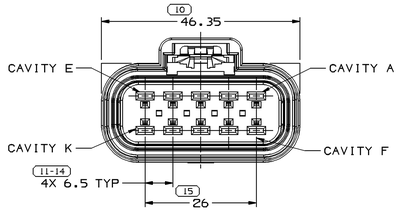

TYPE 110
SAME AS TYPE 108
EXCEPT AS SHOWN

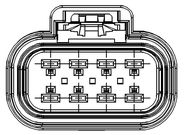

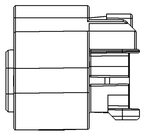

TYPE 208
SAME AS TYPE 108
EXCEPT AS SHOWN

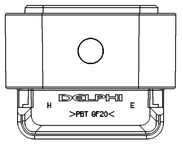

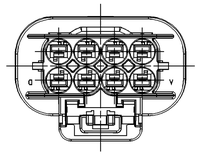

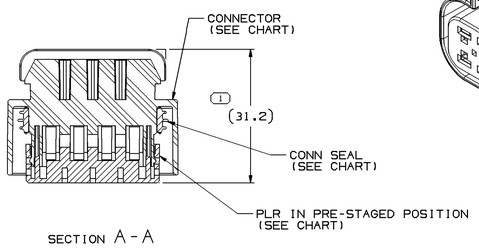

SECTION A-A

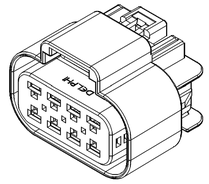

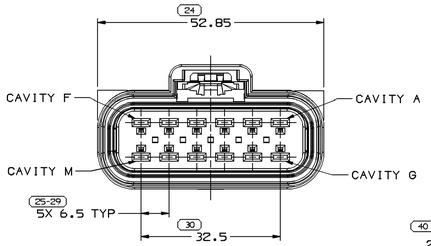

TYPE 112
SAME AS TYPE 108
EXCEPT AS SHOWN

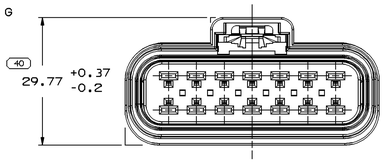

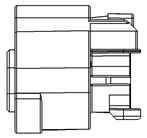

TYPE 214
SAME AS TYPE 114
EXCEPT AS SHOWN

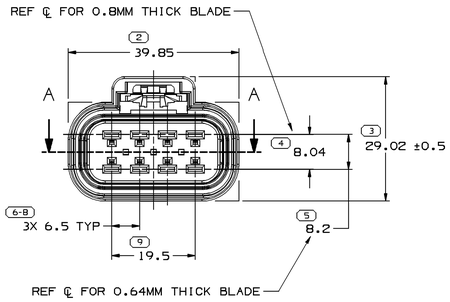

TYPE 108

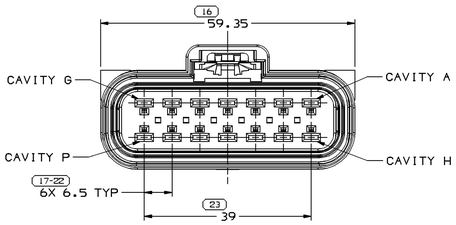

TYPE 114
SAME AS TYPE 108
EXCEPT AS SHOWN

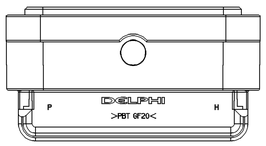

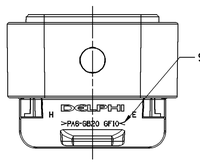

SEE CHART - MATERIAL RECYCLING CODE

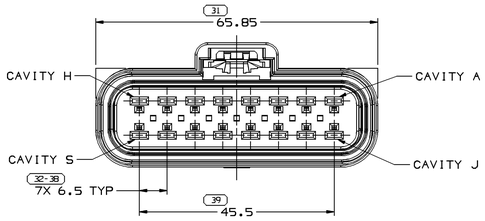

TYPE 116
SAME AS TYPE 108
EXCEPT AS SHOWN

NOTES

1. UNLESS OTHERWISE SPECIFIED AND/OR INDICATED:

   DIMENSIONS ARE TO FACE OF VIEW SHOWN AND AUTOMATICALLY ROUNDED BY COMPUTER FOR INSPECTION. (SEE MATH MODEL FOR PRECISE DIMENSIONS.) FOR ALL OTHER DIMENSIONS NOT SHOWN BUT REQUIRED FOR TOOL BUILD, SEE MATH MODEL FOR PRECISE TOOL PATH DATA.

2. REFERENCE MATING COMPONENTS OR EQUIVALENT:

   ASSEMBLY CONNECTOR SEE CHART

3. THIS PART ACCEPTS THE FOLLOWING COMPONENTS OR EQUIVALENT:

   TERMINAL 15304720
   CABLE SEAL 15366067
   CONNECTOR POSITION ASSURANCE LOCK 15317832
   TERMINAL POSITION ASSURANCE LOCK SEE CHART

4. FOR MATING CONFIGURATION REQUIREMENTS SEE CHART

5. SEALING CODE 4 - DESIGN WILL MEET REQUIREMENTS OF SAE/USCAR-2 CONNECTOR SYTEM ENVIRONMENTAL TEST FLOWCHART (PRESSURE/VACUUM AND SUBMERSION).

6. ALL ASSEMBLIES WILL EXCEED 80N MATING FORCE.

PART NO	REV	N/P	STATUS	TYPE	CONN	MATERIAL RECYCLING CODE	COLOR	PLR	CONN SEAL	MATING CONN ASM	MATING TPA	CONFIG REQ INFORMATION	REPLACED BY
13540547	01	AB		214	13540546	PBT-GF20	BLACK	15326919 / ID406343	15326920 / ID406344	15326922 / ID406342		15336319	
13538370	01	AA		208	1353496B	PBT-GF20	BLACK	15326652 / ID406319	15326653 / ID406320	15326655 / ID406321	15430896	15336316	
15326917 / ID406341	02	AD		114	15326916 / ID406345	PA6-GB20 GF10	BLACK	15326919 / ID406343	15326920 / ID406344	15326922 / ID406342		15336319	
15326910 / ID406335	02	AD		112	15326909 / ID406339	PA6-GB20 GF10	BLACK	15326912 / ID406337	15326913 / ID406338	15326915 / ID406336		15336318	
15326666 / ID406349	02	AD		116	15326662 / ID406350	PA6-GB20 GF10	BLACK	15326664 / ID406352	15326665 / ID406353	15326667 / ID406347		15336320	
15326660 / ID406334	02	AD		110	15326656 / ID406328	PA6-GB20 GF10	BLACK	15326658 / ID406330	15326659 / ID406332	15326661 / ID406329	15430900	15336317	
15326654 / ID406322	02	AE	RESTRICTED	108	15326650 / ID406317	PA6-GB20 GF10	BLACK	15326652 / ID406319	15326653 / ID406320	15326655 / ID406321	15430896	15336316	13538370

(N/A) PROCESS SENSITIVE DIMENSION

DIMENSIONS ENCLOSED IN ( ) INDICATE REFERENCE DIMENSIONS AND NO TOLERANCE LIMITS ARE ESTABLISHED

DIMENSIONAL RANGE (MM)												CHART E1
FROM	> 0	> 20	> 30	> 70	>100	>150	>200	>250	>300			
TO	20	30	70	100	150	200	250	300	400			
TOLERANCE UNLESS OTHERWISE SPECIFIED												
	±0.15	±0.2	±0.3	±0.4	±0.5	±0.6	±0.8	±1	±1.2			
ANGULAR TOLERANCE ±2°												

DWG TYPE: PART DRAWING
STYLE
VOLUME (CU³)
DISTR CODE: D

UNLESS OTHERWISE SPECIFIED
THIS DOCUMENT IS IN ACCORDANCE WITH ASME Y14.5M-1994 AS AMENDED BY THE GM GLOBAL DIMENSIONING AND TOLERANCING ADDENDUM-2001. SEPARATE PATTERNS OF FEATURES MAY BE GAGED SEPARATELY REGARDLESS OF DATUM REFERENCES.

ALL DIMENSIONS ARE IN MILLIMETERS

REFERENCE

THIRD ANGLE PROJECTION

DO NOT SCALE
USE MATH DATA

DELPHI
DELPHI PACKARD ELECTRICAL/ELECTRONIC ARCHITECTURE
WARREN, OH

		DATE
DR	B. NAGY	08MR97
APVD1	M. MCCALL	09JL97
APVD2	M.MCCALL	09JL97
APVD3	S.A.NORLING	030C97
APVD4		
APVD5		

SUBSTANCES OF CONCERN AND RECYCLED CONTENT PER DELPHI (094900)

MATERIAL: SEE DRAWING

DRAWING NAME: TAXI ASM CONN F GT 280 SLD

DRAWING NUMBER: 15326672

SIZE	SCALE	FRAME NO	SHEET NO	STG	REV	N/P
A0	2:1	1 OF 1	1 OF 1	R	09	-

Dwg: 15326672-CU001-S01 Date: 29-Mar-07 Time: 13:56
Dwgspec: 94000-S-0000-F-T-P-1-1-1