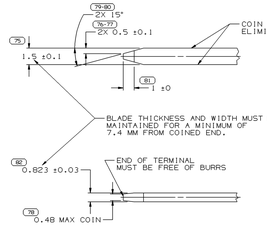

MATERIAL SPECIFICATIONS

RECOMMENDED

BASE METAL - CDA-210, GILDING, EXTRA SPRING TEMPER

PLATING - 0.005±0.0025 MM THICK TIN

MINIMUMS

ELECTRICAL CONDUCTIVITY - ≥ 20% IACS AT 20°C. USE OF A MATERIAL WITH CONDUCTIVITY < 20% IACS MUST BE APPROVED BY PACKARD ELECTRIC MATERIALS ENGINEERING.

TENSILE STRENGTH - 407 MPa

PLATING - FOR LOW ENERGY (≤5v) AND NON-PASSENGER COMPARTMENT POWER CIRCUITS, 0.005±0.0025 MM THICK TIN. FOR MATERIALS CONTAINING 10% OR MORE ZINC, AN UNDERPLATE OF COPPER 0.005±0.0025 MM THICK IS REQUIRED.

MATING BLADE INFORMATION

SCALE 8:1

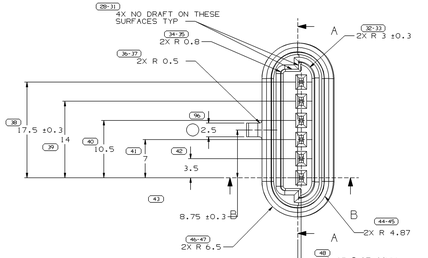

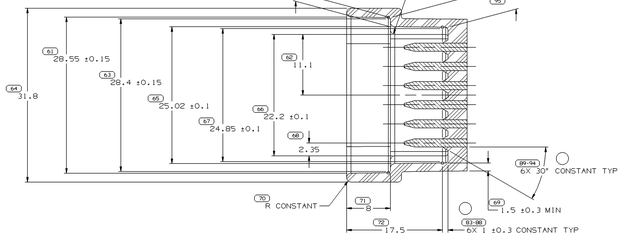

SECTION A-A

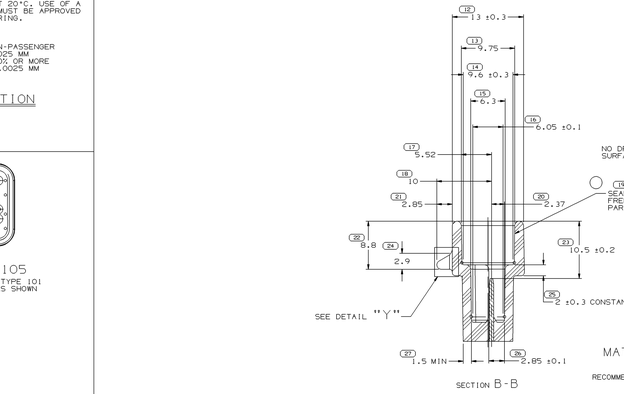

SECTION B-B

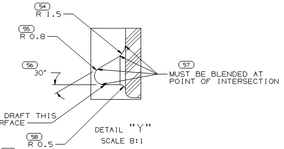

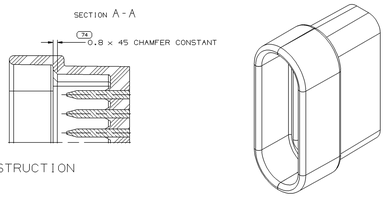

OPTIONAL CONSTRUCTION

MATING CONNECTOR INFORMATION

SCALE 4:1

RECOMMENDED MATERIAL: GLASS REINFORCED NYLON OR POLYESTER

NOTES

1. UNLESS OTHERWISE SPECIFIED AND/OR INDICATED:
   DIMENSIONS ARE TO FACE OF VIEW SHOWN AND AUTOMATICALLY ROUNDED BY COMPUTER FOR INSPECTION. (SEE MATH MODEL FOR PRECISE DIMENSIONS.) FOR ALL OTHER DIMENSIONS NOT SHOWN BUT REQUIRED FOR TOOL BUILD, SEE MATH MODEL FOR PRECISE TOOL PATH DATA.
   ALL RADII 0.4
   1° DRAFT ON ALL OUTSIDE SURFACES
2. WHEN USING THIS INFORMATION FOR A NEW DESIGN. REQUEST THE LATEST COPY OF THIS PRINT FROM DELPHI PACKARD ELECTRIC.

TYPE 104
SAME AS TYPE 101 EXCEPT AS SHOWN

TYPE 105
SAME AS TYPE 101 EXCEPT AS SHOWN

TYPE 103
SAME AS TYPE 101 EXCEPT AS SHOWN

TYPE 102
SAME AS TYPE 101 EXCEPT AS SHOWN

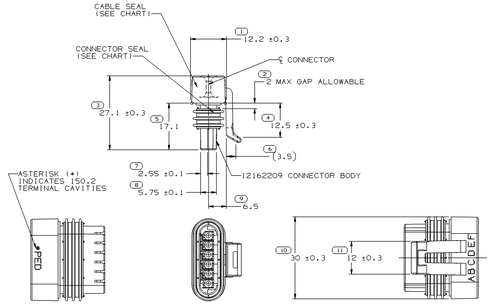

TYPE 101

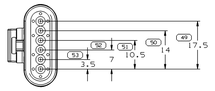

NOTES

1. UNLESS OTHERWISE SPECIFIED AND/OR INDICATED:
   DIMENSIONS ARE TO FACE OF VIEW SHOWN AND AUTOMATICALLY ROUNDED BY COMPUTER FOR INSPECTION. (SEE MATH MODEL FOR PRECISE DIMENSIONS.) FOR ALL OTHER DIMENSIONS NOT SHOWN BUT REQUIRED FOR TOOL BUILD, SEE MATH MODEL FOR PRECISE TOOL PATH DATA.
2. CAVITIES TO ACCEPT 12124075 TERMINAL OR EQUIVALENT.
3. WHEN PARTS ARE SHIPPED THEY MUST BE PACKED IN PLASTIC BAGS OR SHIPPING CONTAINERS MUST BE LINED WHIT PLASTIC LINERS. BAGS MUST BE SEALED TO AVOID FOREING MATTER.
4. FOR LEAD LENGTH CALCULATIONS, DISTANCE FROM MATING END OF CONNECTOR TO FRONT OF CABLE CORE IS 10.15 7.05.
5. SEALING CODE 3.
6. FOR PART NUMBERS WITH ADHESIVE, USE PM003510 OR ADHESIVE APPROVED BY MATERIALS ENGINEERING TO GLUE CONNECTOR SEAL TO CONNECTOR.

PART NO WITH ADHESIVE	REV	N/P	STATUS	PART NO WITHOUT ADHESIVE	REV.	N/P	STATUS	TYPE	# OF AVAL CAVITIES	CAVITIES BLOCKED	CONNECTOR SEAL	CABLE SEAL PART NO. & COLOR
		-		15359101	01	AA		105	3	A,D,E	12059226	15359100 - DK. RED
		-		15354720	A1	-		103	5	C	12059226	15354719 - BLUE
		-		15324388	A1	-		104	4	C,D	12059226	15324387 - PURPLE
12188696	B1	-		12188830	A1	-		101	6	NONE	12188822	12124038 - LT. GRAY
		-		12162262	A1	-		102	2	A,B,C,F	12059226	12124543 - BLUE
		-		12162261	A1	-		101	6	NONE	12059226	12124038 - LT. GRAY
		-		12162260	A1	-		101	6	NONE	12059226	12084419 - TAN
		-		12162210	A1	-		101	6	NONE	12059226	12052929 - GREEN

DRAWING NUMBER							
12162264							
SIZE	SCALE	FRAME NO	SHEET NO	STG	REV	N/P	
A1x3	2:1	2 OF 2	1 OF 1	R	04	-	

SYMBOL DEFINITION	MISSING NUMBERS	
A DIMENSION WITHOUT AN INSPECTION REPORT SYMBOL (10) DOES NOT REQUIRE INSPECTION. IT MAY BE CONTROLLED ON AN INDIVIDUAL COMPONENT DRAWING.	TOTAL NO. OF SYMBOLS ON DRAWING	75
	LAST NO. USED	96
		73.

DWG STATUS					ZONE	REVISION HISTORY	AUTH	DR	APVD 1	APVD 2
DATE	STG	REV	N/P	CHG						
07DE98	R	01	-	-		ALL PARTS - REDRAWN TO PD NO REV UPDATE REQD	980009	GMC	GMC	SJV
07DE98	R	02	-	-		15324388 - RELEASED TO REV A	980005	GMC	GMC	SJV
06JN00	R	03	-	-		15359101 - RELEASED	000005	MAC	MAC	ESD
10DE03	R	04	-	-		ALL PARTS - ADDED DIMS 3 PLCS; RELOCATED SEALING SURFACE LEADER1 REVISED DIMS 2 PLCS	249687	MAC	MAC	ESD

DR		DATE
APVD1	T. BEILSTEIN	02FE94
APVD2	J.E. BEILSTEIN	02FE94
APVD3	S.J. VIKMER	17FE94
APVD4		
APVD5		
	SUBSTANCES OF CONCERN: PMC RECYCLED CONTENT PER DELPHI (DP4900)	
MATERIAL: SEE INFO		

ALL DIMENSIONS ARE IN MILLIMETERS

DRAWING NAME: TAXI CONN F M/P 150.2 N/A

DRAWING NUMBER							
12162264							
SIZE	SCALE	FRAME NO	SHEET NO	STG	REV	N/P	
A1x3	2:1	1 OF 2	1 OF 1	R	04	-	

DELPHI
DELPHI PACKARD ELECTRIC SYSTEMS
WARREN, OH

DWG TYPE: PART DRAWING
STYLE
VOLUME: (CM³)
SYSTEM CODE
RUDTIME: 6/900

UNLESS OTHERWISE SPECIFIED
THIS DOCUMENT IS IN ACCORDANCE WITH ASME Y14.5M-1994 UNLESS OTHERWISE SPECIFIED. ALL DIMENSIONS TOLERANCING MINIMUM DRAFT. SEPARATE PATTERNS OF FEATURES MAY BE SHARED TEMPORARILY REGARDLESS OF DATUM REFERENCES.

(10) PROCESS SENSITIVE DIMENSION
REFERENCE
DIMENSIONS ENCLOSED IN ( ) INDICATE REFERENCE DIMENSIONS AND NO TOLERANCE IS APPLIED TO THE DIMENSION.

DIMENSIONAL TOLERANCE (MM)				
FRACTIONAL	±0.50	±0.25	±0.13	±0.05
TO	30	30	30	100
TO	100	100	100	100

TOLERANCE UNLESS OTHERWISE SPECIFIED
FOLLOW ASME Y14.5M-1994 FOR ANGULAR TOLERANCE ±2°

THIRD ANGLE PROJECTION
DO NOT SCALE
USE MATH DATA

tessolist