SYMBOL DEFINITION			MISSING SYMBOLS
A DIMENSION WITHOUT AN INSPECTION REPORT SYMBOL ( ) DOES NOT REQUIRE INSPECTION. IT MAY BE CONTROLLED ON THE INDIVIDUAL COMPONENT DRAWING.	TOTAL NO OF INSPECTIONS REQUIRED	22	NO MISSING SYMBOL NUMBER
	LAST NO. USED	18	

DWG STATUS DATE	STA	REV	N/P	CHG	ZONE	REVISION HISTORY	AUTH	DR	APVD 1	APVD 2
22JL03	R	05	-	-		CLEARED REV COLS ALL ACTIVE PARTS - REDRAWN TO PD & REVISED MATL SPEC	2413760	ARA	RVP	GM
11DE06	R	06	-	-		ALL PARTS - UPDATED PDM ATTRIBUTES	2871630	JS	JS	SG

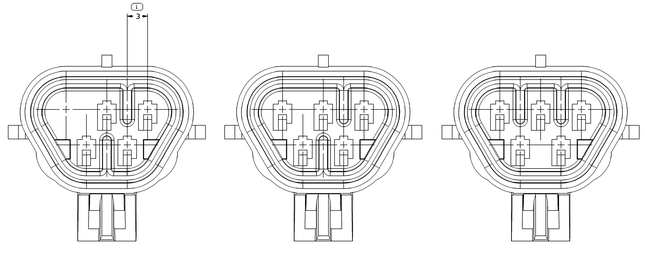

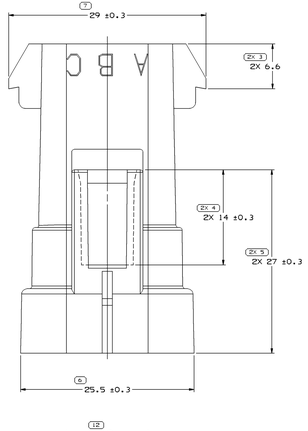

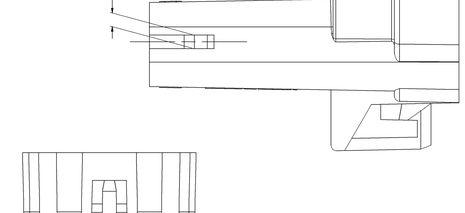

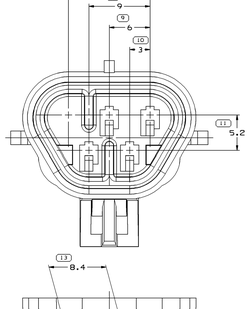

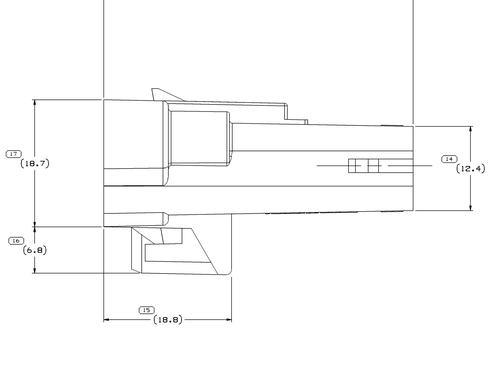



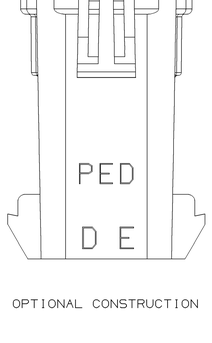

OPTIONAL CONSTRUCTION

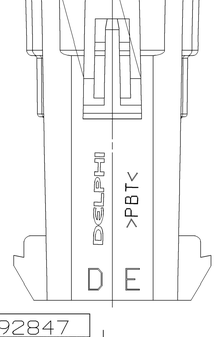

NOTES

1. UNLESS OTHERWISE SPECIFIED AND/OR INDICATED:
   DIMENSIONS ARE TO FACE OF VIEW SHOWN AND AUTOMATICALLY ROUNDED BY COMPUTER FOR INSPECTION (SEE MATH MODEL FOR PRECISE DIMENSIONS). FOR ALL OTHER DIMENSIONS NOT SHOWN BUT REQUIRED FOR TOOL BUILD, SEE MATH MODEL FOR PRECISE TOOL PATH DATA.
2. MATERIAL RECYCLING CODE PER ISO 11469. (2.3)X(0.1) RAISED CHARACTERS AS SHOWN TO BE LOCATED ON ANY EXTERIOR SURFACE. OPTIONAL CONSTRUCTION TO BE NO MATERIAL RECYCLING CODE.
3. SEALING CODE 3 - DESIGN WILL PASS SALT FOG AND IMMERSION TEST AFTER CONDITIONING AS SPECIFIED IN ESA-644 (WEATHER-PACK),ESA-710 (METRI-PACK), ESA-650 (UNDERHOOD MICRO-PACK), C-4006 (WORLD CONNECTOR), ETC WHEN MATED TO MATING PART OR EQUIVALENT
4. THIS PART ACCEPTS THE FOLLOWING COMPONENTS OR EQUIVALENT:
   TERMINAL 12045773
   SECONDARY TERMINAL LOCK 12092844
   MAX CABLE O.D. 2.8 MM
   CABLE SEAL 12048086
   CONNECTOR POSITION ASSURANCE LOCK 12020833
5. (2.3)X(0.1) RAISED DELPHI CORPORATE BRAND TO BE LOCATED ON ANY EXTERIOR SURFACE, PREFERABLY VISIBLE AT FINAL ASSEMBLY. OPTIONAL CONSTRUCTION TO BE "PED" OR NO LOGO.

12103974	C3	-		M46980G1 PBT 6F30 NAT	104	12124031	NONE	7.150	
12103919	B	-	OBSOLETE	PM002250-015 POLYESTER 30% G.F., DK BLUE	103	12124030	NONE	7.150	12103974
12092840	F3	-		M46980B1B PBT 6F30 GRA DK	102	12092842	C	7.020	
12092839	F3	-		M46980J0 PBT 6F30 BLK	101	12092841	C	7.020	
PART NO	REV	N/P	STATUS	MATERIAL SPECIFICATION AND COLOR	TYPE	MATING CONNECTOR	CAVITY BLOCKED	VOLUME CM³	REPLACEMENT P/N

DRAWING NUMBER 12092847
SIZE A1x3 SCALE 5:1 SHEET 2 OF 2 SHEET 1 OF 1 REV R CHG 06 N/P -

DIMENSIONS ENCLOSED IN ( ) INDICATE REFERENCE DIMENSIONS, NO AS TOLERANCE LIMITS ARE ESTABLISHED	
ANGULAR TOLERANCE ±0.5°	
ALL DIMENSIONS ARE IN MILLIMETERS	
REFERENCE	

ALTHOUGH ROUND UNITS									
FROM	0	2	30	6	10	100	150	300	600
TO	2	30	6	10	100	150	300	600	
TOLERANCE UNLESS OTHERWISE SPECIFIED									
±0.15	±0.2	±0.3	±0.5	±0.8	±1	±1.2			
ANGULAR TOLERANCE ±0°									

THIRD ANGLE PROJECTION

DO NOT SCALE

SEE MATH DATA

DELPHI

DELPHI PACKARD ELECTRIC SYSTEMS
WARREN, OH

		DATE
DR	J. HOLMES	10JL89
APVD1	R. H. PARKHURST	30AUG89
APVD2	R. H. PARKHURST	04APR90
APVD3	R. E. DAUM	04APR90
APVD4		
APVD5		

DWG TYPE: PART DRAWING
STYLE
VOLUME (CM³): SEE CHART
SYSTEM USE: D

UNLESS OTHERWISE SPECIFIED
THIS DRAWING IS IN ACCORDANCE WITH ASME Y14.5M-1994 AS INTERPRETED BY DELPHI. SURFACE FINISH TO BE 125 RMS OR BETTER. DELPHI RESERVES THE RIGHT TO REJECT PARTS WITH SURFACE FINISH FEATURES NOT MEETING SATISFACTORY APPEARANCE OF SYSTEM REFERENCE.

MATERIAL: SUBSTANCES OF CONCERN: NO RECYCLED CONTENT PER DELPHI (2MH50)

SEE CHART

DRAWING NAME: TAXI CONN M W/P 150 SLD

DRAWING NUMBER 12092847
SIZE A1x3 SCALE 5:1 SHEET 2 OF 2 SHEET 1 OF 1 REV R CHG 06 N/P -

12092847