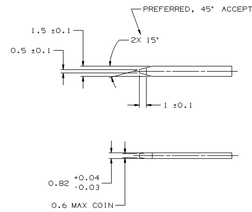

RECOMMENDED MATERIAL: P-1546 (CA 210) - EXTRA SPRING TEMPER - TIN PLATED BRASS
PLATING THICKNESS: 0.003 - 0.005 MM
TENSILE STRENGTH: 430 MPA
USE OF A MATERIAL WITH A CONDUCTIVITY ≤ 20% IACS AT 68°F SHOULD BE APPROVED BY PACKARD ELECTRIC.

MATING TERMINAL INFORMATION

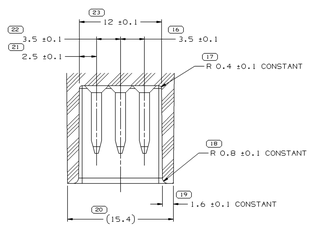

SECTION B-B

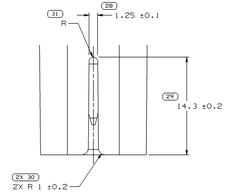

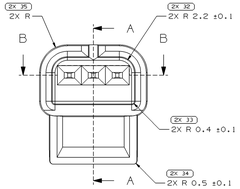

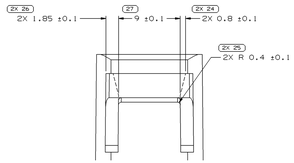

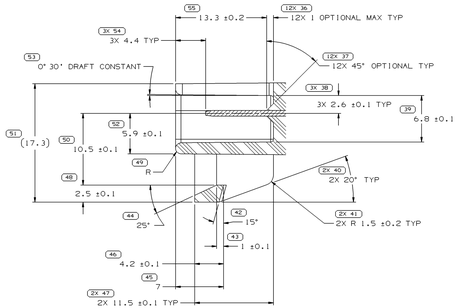

SECTION A-A

MATING CONNECTOR INFORMATION

INSPECTION SYMBOLS SHOWN IN THESE VIEWS ARE FOR REFERENCE ONLY

NOTES

1. UNLESS OTHERWISE SPECIFIED AND/OR INDICATED:

   DIMENSIONS ARE TO FACE OF VIEW SHOWN AND AUTOMATICALLY ROUNDED BY COMPUTER FOR INSPECTION (SEE MATH MODEL FOR PRECISE DIMENSIONS). FOR ALL OTHER DIMENSIONS NOT SHOWN BUT REQUIRED FOR TOOL BUILD, SEE MATH MODEL FOR PRECISE TOOL PATH DATA.
   ALL RADII 0.5
   DRAFT IS 0°30' MAX ON ALL OUTSIDE SURFACES

2. TERMINAL MUST WITHSTAND A MINIMUM PUSHOUT FORCE OF 89 N (20 LBS)

3. RECOMMENDED MATERIAL: GLASS REINFORCED NYLON OR POLYESTER.

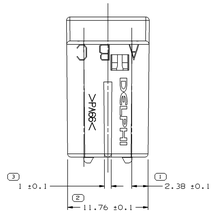

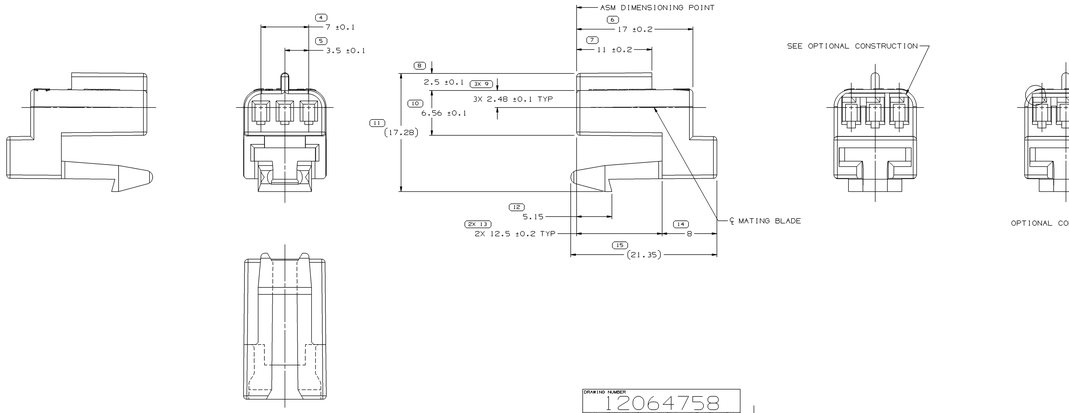

NOTES

1. UNLESS OTHERWISE SPECIFIED AND/OR INDICATED:

   DIMENSIONS ARE TO FACE OF VIEW SHOWN AND AUTOMATICALLY ROUNDED BY COMPUTER FOR INSPECTION (SEE MATH MODEL FOR PRECISE DIMENSIONS). FOR ALL OTHER DIMENSIONS NOT SHOWN BUT REQUIRED FOR TOOL BUILD, SEE MATH MODEL FOR PRECISE TOOL PATH DATA.

2. MATERIAL RECYCLING CODE PER ISO 11469. (1)X(0.1) CHARACTERS AS SHOWN TO BE LOCATED ON ANY EXTERIOR SURFACE.

3. REFERENCE MATING COMPONENTS OR EQUIVALENT:

   CONNECTOR 12064759

4. THIS PART ACCEPTS THE FOLLOWING COMPONENTS OR EQUIVALENT:

   CAVITIES TO ACCEPT 12047883 TERMINAL OR EQUIVALENT.
   MAX INSULATION CRIMP MUST BE LESS THAN 2.65 HIGH AND 2.7 WIDE.
   SECONDARY TERMINAL LOCK 12047783
   CONNECTOR POSITION ASSURANCE LOCK 12052834

5. (1)X(0.1) DELPHI CORPORATE BRAND TO BE LOCATED ON ANY EXTERIOR SURFACE, PREFERABLY VISIBLE AT FINAL ASSEMBLY. OPTIONAL CONSTRUCTION FOR EXISTING TOOLING MAY BE "PED".

6. THIS CONNECTOR WILL PASS THROUGH A Ø19 MIN HOLE.

VIEW SCALE DOES NOT REFLECT ACTUAL PART SIZE

SYMBOL DEFINITION		
A DIMENSION WITHOUT AN INSPECTION REPORT SYMBOL DOES NOT REQUIRE INSPECTION. IT MAY BE CONTROLLED ON THE INDIVIDUAL COMPONENT DRAWING.	TOTAL NO OF INSPECTIONS REQUIRED	95
	LAST NO. USED	55

MISSING SYMBOLS
NO MISSING SYMBOL NUMBER

DWG STATUS					ZONE	REVISION HISTORY	AUTH	DR	APVD	APVD
DATE	SYS	REV	M/P	CHG					1	2
25MY05	R	C3	-	-	-	CLEARED REV COLUMN AND REDRAWN TO PD	26SEP22	AMD	AMD	BD

DWG TYPE	PART DRAWING
STYLE	
VOLUME (CM³) 1.317	SYSTEM CODE

UNLESS OTHERWISE SPECIFIED
THIS DOCUMENT IS IN ACCORDANCE WITH ASME Y14.5M-1994 UNLESS OTHERWISE SPECIFIED. ALL DIMENSIONS AND TOLERANCES HEREIN ARE FOR PRODUCT PATTERN OF FEATURES MAY BE RANDOMLY SEPARATELY REGARDLESS OF DATUM REFERENCE.

ALL DIMENSIONS ARE IN MILLIMETERS

② PROCESS SENSITIVE DIMENSION	REFERENCE
DIMENSION ENCLOSED IN ( ) INDICATE REFERENCE DIMENSIONS AND NO TOLERANCE LIMITS ARE ESTABLISHED	

DIMENSIONAL RANGE (MM)									
FROM	0	>3	>6	>10	>30	>100	>200	>500	>800
TO	3	6	10	30	100	200	500	800	
TOLERANCE UNLESS OTHERWISE SPECIFIED									
±0.15	±0.2	±0.25	±0.3	±0.4	±0.5	±0.8	±1	±1.2	
ANGULAR TOLERANCE ±2°									

THIRD ANGLE PROJECTION | DO NOT SCALE | USE MATH DATA | DELPHI

DELPHI
DELPHI PACKARD ELECTRIC SYSTEMS
WARREN, OH

		DATE
DR		
APVDS	R. PERRIN	08SEP87
APVDS	J. COLIGNOW	15SEP87
APVDS	S.A. NERLING	06OCT87
APVDS	B.A. PETROSKY	06OCT87
APVDS		

SUBSTANCES OF CONCERN: PVC RECYCLED CONTENT PER DELPHI (DP4900)

MATERIAL
M-P72001 PA66 HS 1M BLK

DRAWING NAME
CONN 3 F M/P 150 BLK

DRAWING NUMBER
12064758

SIZE	SCALE	FRAME NO	SHEET NO	STG	REV	M/P
A1x3	5:1	1 OF 2	1 OF 1	R	C3	-

DRAWING NUMBER
12064758
SIZE A1x3 | SCALE 5:1 | FRAME NO 2 OF 2 | SHEET NO 1 OF 1 | STG R | REV C3 | M/P -

12064758