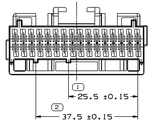

TYPE 102
SAME AS TYPE 101
EXCEPT AS SHOWN
SCALE 2:1

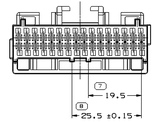

TYPE 103
SAME AS TYPE 101
EXCEPT AS SHOWN
SCALE 2:1

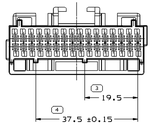

TYPE 104
SAME AS TYPE 101
EXCEPT AS SHOWN
SCALE 2:1

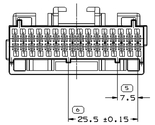

TYPE 105
SAME AS TYPE 101
EXCEPT AS SHOWN
SCALE 2:1

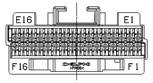

CAVITY I.D. FOR TYPE 102 AND 105
CAVITY I.D. FOR TYPE 104 IS C16, C1, AND D16, D1
SCALE 2:1

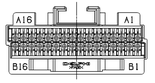

CAVITY I.D. FOR TYPE 103
SCALE 2:1

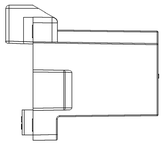

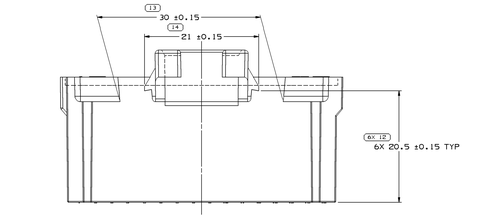

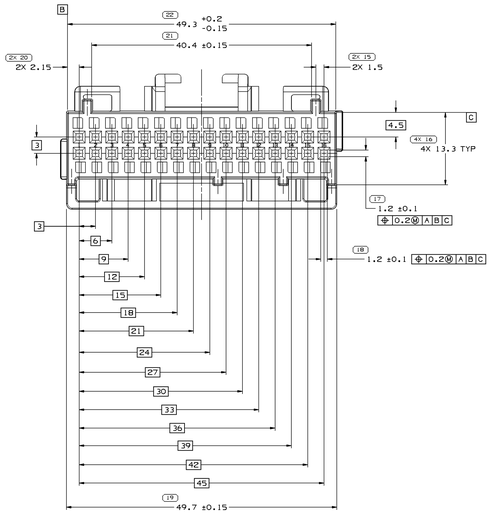

TYPE 101

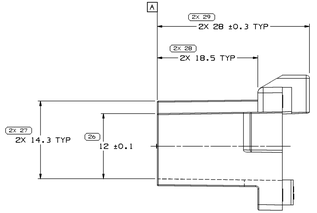

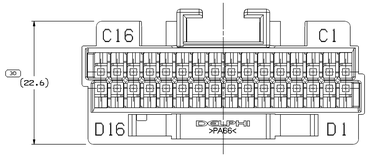

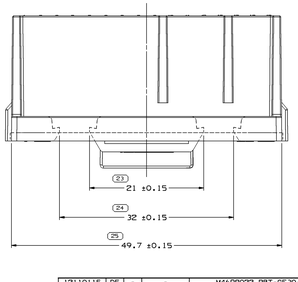

NOTES

1. UNLESS OTHERWISE SPECIFIED AND/OR INDICATED:

   DIMENSIONS ARE TO FACE OF VIEW SHOWN AND AUTOMATICALLY ROUNDED BY COMPUTER FOR INSPECTION (SEE MATH MODEL FOR PRECISE DIMENSIONS). FOR ALL OTHER DIMENSIONS NOT SHOWN BUT REQUIRED FOR TOOL BUILD, SEE MATH MODEL FOR PRECISE TOOL PATH DATA.

2. MATERIAL RECYCLING CODE PER ISO 11469. (11X10.1) CHARACTERS AS SHOWN TO BE LOCATED ON ANY EXTERIOR SURFACE.

3. THIS PART ACCEPTS THE FOLLOWING COMPONENTS OR EQUIVALENT:

   CAVITIES A,C,E16 AND B,D,F1 TO ACCEPT 12089649 TERMINAL.
   MAX INSULATION CRIMP MUST BE LESS THAN 3.55 HIGH AND 3.5 WIDE.
   MAX CABLE O.D. 3.55
   ALL CAVITIES TO ACCEPT 12089660 TERMINAL.
   ALL OTHER CAVITIES MAX INSULATION CRIMP MUST BE LESS THAN 2.3 HIGH AND 3.5 WIDE.
   MAX CABLE O.D. 2.4
   REFER TO ESA-605 FOR CRIMP DIMENSION.
   CAUTION: FOR GOLD INTERFACES CAVITIES A,C,E16 AND B,D,F1 TO ACCEPT 12103113 TERMINAL.
   ALL CAVITIES ACCEPT 12103114 TERMINAL.
   SECONDARY TERMINAL LOCKS 12045889 AND 12045890

4. (11X10.1) DELPHI CORPORATE BRAND TO BE LOCATED ON ANY EXTERIOR SURFACE, PREFERABLY VISIBLE AT FINAL ASSEMBLY. OPTIONAL CONSTRUCTION FOR EXISTING TOOLING MAY BE "PED".

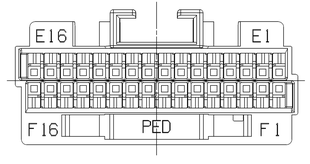

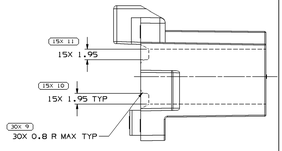

OPTIONAL CONSTRUCTION

SYMBOL DEFINITION		MISSING SYMBOLS
A DIMENSION WITHOUT AN INSPECTION REPORT SYMBOL (□) DOES NOT REQUIRE INSPECTION. IT MAY BE CONTROLLED ON THE INDIVIDUAL COMPONENT DRAWING.	TOTAL NO OF INSPECTIONS REQUIRED: 100	NO MISSING SYMBOL NUMBER
	LAST NO. USED: 30	

CHG STATUS DATE	STS	REV	N/P	CHG	ZONE	REVISION HISTORY	AUTH	DR	APVD	APVD 2
02SE03	R	01	-	-		CLEARED REV COL AND ALL PARTS - UPDATED PDM ATTRIBUTES	242362	OTR	RCK	GO
22AP04	R	02	-	-		12110113-14 - REVISED MAT'L SPEC	254315	ESR	ESR	DMB
01OC04	R	03	-	-		ALL PARTS - REVISED DIMS 9,10, & 11	259754	HH	KAR	DS
15AU05	R	04	-	-		12110112 & 12110115 - REVISED MAT'L SPEC	270770	SPS	JAA	MB

PART NO	REV	N/P	STATUS	MATERIAL SPECIFICATION AND COLOR	TYPE	VOLUME	MATING CONNECTOR	MATING HEADER ASM	MATING CONNECTOR	MATING HEADER ASM	MATING CONNECTOR	MATING HEADER ASM
							32 WAY HEADERS TIN INTERFACE		32 WAY HEADERS GOLD INTERFACE		56 WAY HEADERS GOLD INTERFACE	
12110115	D5	-	-	M46980022 PBT-GF30-BLU DK	105	8,314	12129347	12129342	12129347	12129645	-	-
12110114	E4	-	-	M46980001 PBT-GF30-NAT	104	8,314	12129341	12129346	12129341	12129644	-	-
12110113	D5	-	-	M46980019 PBT-GF30-RED DK	103	8,314	12129345	12129340	12129345	12129643	-	-
12110112	A5	-	-	M46980029 PBT-GF30-TAN	102	8,314	12129367	12129369	-	-	-	-

DRAWING NUMBER							
12110117							
SIZE	SCALE	FRAME NO	SHEET NO	SHEETS	REV	N/P	
A1x3	4:1	2 OF 2	1 OF 2	R	04	-	

DIMENSIONAL TOLERANCE UNLESS OTHERWISE SPECIFIED							
FRACTIONAL ±1/2	±1/4	±1/8	±1/16	±1/32	±1/64	±1/128	±1/256
DIM ±.20	±.10	±.05	±.02	±.01	±.005	±.002	±.001
ANGULAR TOLERANCE ±0°							

DIMENSIONS ENCLOSED IN () INDICATE REFERENCE DIMENSION, NO AS TOLERANCE LIMITS ARE ESTABLISHED

22 PROCESS SENSITIVE DIMENSION

THIRD ANGLE PROJECTION

DO NOT SCALE

USE MATH DATA

DELPHI
DELPHI PACKARD ELECTRIC SYSTEMS
WARREN, OH

DR	DATE
APVD1 E. MONCISVAIS	22NOV96
APVD2 E. MONCISVAIS	22NOV96
APVD3 ENRIQUE RAEZ	22NOV96
APVD4	
APVD5	

SUBSTANCES OF CONCERN AND RECYCLED CONTENT PER DELPHI (DPM50)

DRAWING TYPE: PART DRAWING

DRAWING NAME: SEE CHART

DRAWING NAME: TAXI CONN F WIC/P 100

DRAWING NUMBER							
12110117							
SIZE	SCALE	FRAME NO	SHEET NO	SHEETS	REV	N/P	
A1x3	4:1	1 OF 2	1 OF 2	R	04	-	

12110117