SYMBOL DEFINITION		
A DIMENSION WITHOUT AN INSPECTION REPORT SYMBOL (□) DOES NOT REQUIRE INSPECTION. IT MAY BE CONTROLLED ON THE INDIVIDUAL COMPONENT DRAWING.	TOTAL NO OF INSPECTIONS REQUIRED	45
	LAST NO. USED	20

MISSING SYMBOLS

NO MISSING SYMBOL NUMBER

DWG STATUS					ZONE	REVISION HISTORY	AUTH	DR	APVD	APVD
DATE	SYS	REV	N/P	CHG					1	2
18DE01	R	07	-	-		CREATED PD & MAT'L SPEC WAS R0064366	216574	JYD	EGR	RC
26AU04	R	07	AA	-		DIM 20 WAS 61.2	258079	LMB	LMB	TM

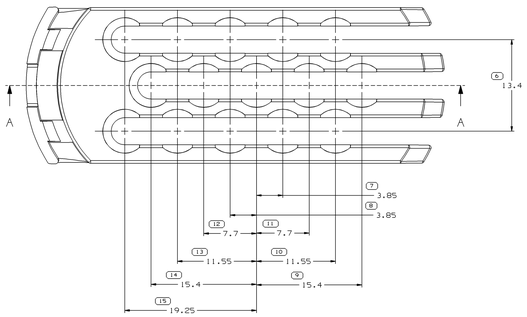

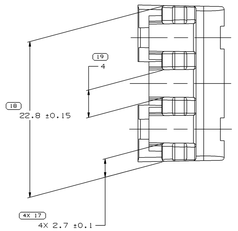

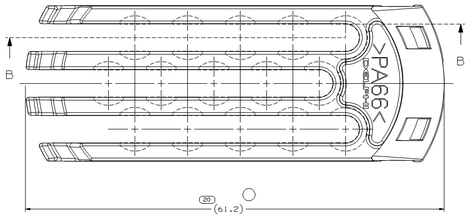

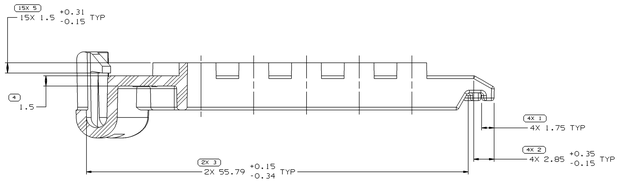

SECTION A-A

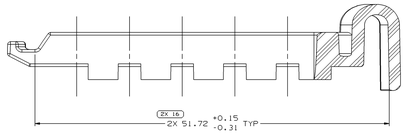

SECTION B-B

NOTES

1. UNLESS OTHERWISE SPECIFIED AND/OR INDICATED:
   DIMENSIONS ARE TO FACE OF VIEW SHOWN AND AUTOMATICALLY ROUNDED BY COMPUTER FOR INSPECTION (SEE MATH MODEL FOR PRECISE DIMENSIONS). FOR ALL OTHER DIMENSIONS NOT SHOWN BUT REQUIRED FOR TOOL BUILD, SEE MATH MODEL FOR PRECISE TOOL PATH DATA.
2. MATERIAL RECYCLING CODE >PA66< PER SAE J1344. (1.5)X(0.1) RAISED CHARACTERS AS SHOWN TO BE LOCATED ON ANY EXTERIOR SURFACE. OPTIONAL CONSTRUCTION TO BE NO MATERIAL RECYCLING CODE.
3. THIS PART IS NOT CONTROLLED FOR AUTOMATIC FEEDING.
4. MATING COMPONENTS OR EQUIVALENT:
   CONNECTOR 12110780
   CONNECTOR 12110781
5. (1.5)X(0.1) RAISED DELPHI CORPORATE BRAND TO BE LOCATED ON ANY EXTERIOR SURFACE. PREFERABLY VISIBLE AT FINAL ASSEMBLY. OPTIONAL CONSTRUCTION TO BE "PED" OR NO LOGO.

DWG TYPE	
PART DRAWING	
STYLE	
VOLUME (CM³) 3.621	SYSTEM CODE

UNLESS OTHERWISE SPECIFIED

THIS DOCUMENT IS IN ACCORDANCE WITH ASME Y14.5M-1994 UNLESS OTHERWISE SPECIFIED. DIMENSIONS AND TOLERANCING ASSUME (-DPS) - ALL GEOMETRIC TOLERANCES AND RELATED DATUMS APPLY AT, FULLY EXPANDED FORM AS DEFINED BY THE MATH MODEL. DIMENSIONS AND TOLERANCES TO BE FULFILLED BY INSPECTION OR LOCATION TOLERANCES. ALL DIMENSIONS ARE TO BE MEASURED AS SHOWN SEPARATELY, REGARDLESS OF DATUM REFERENCE.
ALL DIMENSIONS ARE IN MILLIMETERS

(18) PROCESS SENSITIVE DIMENSION

REFERENCE

DIMENSIONS ENCLOSED IN ( ) INDICATE REFERENCE DIMENSIONS AND NO TOLERANCE (WILL BE ATTACHED)

DIMENSIONAL RANGE (MM)									
FROM	0	6	30	120	315	>100	>200	>250	>300
TO	6	30	120	315	1000	200	250	300	400
TOLERANCE UNLESS OTHERWISE SPECIFIED									
±0.15	±0.2	±0.25	±0.3	±0.35	±0.4	±0.5	±1	±1.2	±1.4
ANGULAR TOLERANCE ±2°									

THIRD ANGLE PROJECTION

DO NOT SCALE

USE MATH DATA

DELPHI

DELPHI PACKARD ELECTRIC SYSTEMS
WARREN, OH

		DATE
DR		
APVD1	J. YEE	18DE01
APVD2	E. GARCIA	18DE01
APVD3	B. CORZAS	18DE01
APVD4		
APVD5		

SUBSTANCES OF CONCERN AND RECYCLED CONTENT PER DELPHI-A (DM400)

MATERIAL
M3592025 - PA66 IM HS GRA MD

DRAWING NAME
LOCK TPA M/P 280 GRA MD

DRAWING NUMBER
12110782

SIZE	SCALE	FRAME NO	SHEET NO	SYS	REV	N/P
A1x3	5:1	1 OF 2	1 OF 1	R	07	AA

DRAWING NUMBER
12110782

SIZE	SCALE	FRAME NO	SHEET NO	SYS	REV	N/P
A1x3	5:1	1 OF 2	1 OF 1	R	07	AA

12110782