SYMBOL DEFINITION		
A DIMENSION WITHOUT AN INSPECTION REPORT SYMBOL DOES NOT REQUIRE INSPECTION. IT MAY BE CONTROLLED ON THE INDIVIDUAL COMPONENT DRAWING.	TOTAL NO OF INSPECTIONS REQUIRED	4
	LAST NO. USED	8

MISSING SYMBOLS: 1 3-5

DATE	STS	REV	N/P	DWG	ZONE	REVISION HISTORY	AUTH	DR	KP/QP 1	KP/QP 2
23DE98	R	001	-	-	-	12191235 & 15305351 WERE ON SHEET 1	191334	TLP	TLP	SCH
23DE98	R	002	-	-	-	15366021, 6022, 6060, 6061 & 6063-				
						6067 - RELEASED	980005	TLP	TLP	SCH
15JN99	R	003	-	-	-	15366021-22, 15366060-61 & 15366063-67 - UPDATED PDM ATTRIBUTES; REDRAWN TO PD	195080	081	081	SCH
10SE99	R	004	-	-	-	15336674 - WAS SEPARATE DWG	196664	AAS	RMM	GO
20AN00	R	005	-	-	-	12191235, 15305351, 15366021-2, 15366060 15366064, 15366066-7, 15336674; REVISED MATERIAL SPEC	204620	JMR	JMR	SCH
07DE00	R	006	-	-	-	12191235 -REVISED CHART REVISION LEVELS REV "003", C/N 195080, WAS "003 AA" REV "003", C/N 196664, WAS "002 AE" REV "003 AA", C/N 204620, WAS "002 AB"	205040	JHK	JHK	SCH
07MR01	R	007	-	-	-	ALL PARTS: REMOVED TYPE COL FROM CHART.	206674	JMR	JMR	EH
20SE01	R	008	-	-	-	ALL PARTS - REVISED WITNESS LINES FOR DIAMETER B	214322	CJP	CJP	SCH
09AN01	-	009	-	-	-	15366021 & 15366060 - PDM ATTRIBUTES UPDATED	215042	HAM	HAM	DB
12AN01	R	010	-	-	-	15366065, & 67 - UPDATED PDM ATTRIBUTES	217185	MRL	MRL	MLJ
28AN01	R	011	-	-	-	15366020 & 15305351 - UPDATED PDM ATTRIBUTES	217813	JMR	JMR	EH
04JL03	R	12	-	-	-	15473821 - RELEASED	243017	EDS	AUG	AD
23FE05	R	13	-	-	-	ALL PARTS - ADDED ALTERNATE MATL SPEC. DIM "C" TO PD AND REF COLOR TO CHART; REVISED PRIMARY MATL SPEC AND NOTES	265281	RH	RH	MF
28MR05	R	14	-	-	-	ALL PARTS - DIM F WAS A. DIM Ø.6 WAS DIM Ø.8 AND REVISED HEADER CALLOUT ON CHART	266251	CDV	JAX	MR
24AU05	R	15	-	-	-	ALL PARTS - REVISED CHART; 15366060 - REVISED INTERNAL NECK GROOVE	270772	PCP	PCP	MF
26AP06	R	16	-	-	-	ALL PARTS - REVISED CHARTS AND REMOVED OPTIONAL CONSTRUCTION VIEWS	279621	MM	MM	MF
30MY06	R	17	-	-	-	15366065 & 15366067 - UPDATED PDM ATTRIBUTES	280987	JBD	AUG	MPR
28NO06	R	18	-	-	-	ADDED TYPE 203 AND 15336674 WAS TYPE 202	286943	MM	MM	MF

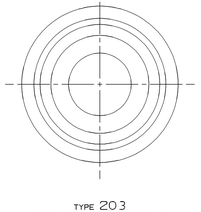

TYPE 203
SAME AS TYPE 201 EXCEPT AS SHOWN AND AS NOTED IN CHART

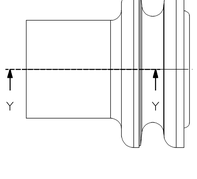

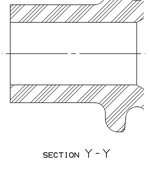

SECTION Y-Y

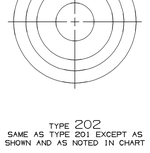

TYPE 202
SAME AS TYPE 201 EXCEPT AS SHOWN AND AS NOTED IN CHART

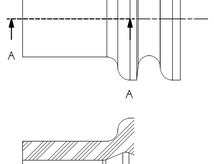

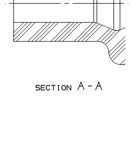

SECTION A-A

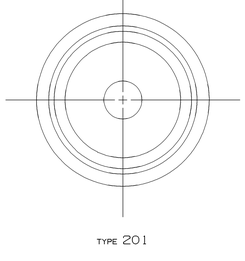

TYPE 201

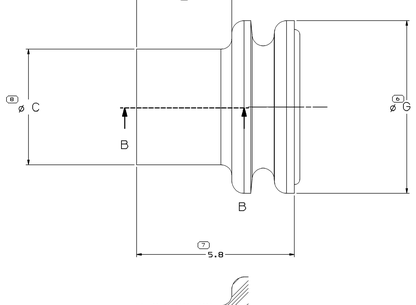

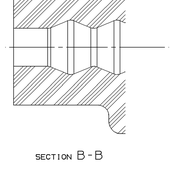

SECTION B-B

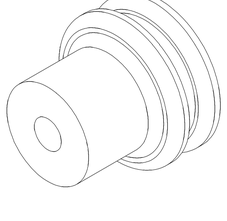

NOTES

1. UNLESS OTHERWISE SPECIFIED AND/OR INDICATED:

   DIMENSIONS ARE TO FACE OF VIEW SHOWN AND AUTOMATICALLY ROUNDED BY COMPUTER FOR INSPECTION (SEE MATH MODEL FOR PRECISE DIMENSIONS). FOR ALL OTHER DIMENSIONS NOT SHOWN BUT REQUIRED FOR TOOL BUILD, SEE MATH MODEL FOR PRECISE TOOL PATH DATA.

2. PARTS SHOULD BE MADE FROM VIRGIN MATERIAL ONLY.

3. ALL OF THESE SEALS (1219XXXX) ARE BUILT WITH HIGHER OIL CONTENT WHICH IS NEEDED FOR THE MYLAR/CABLE SEAL ASSEMBLY PROCESS.

PART NO	REV	N/P	STATUS	MATERIAL SPEC	ALTERNATE MATERIAL SPEC	COLOR (REF ONLY)	TYPE	CABLE O.D.	E	ØG	ØC	CAV I.D.	VOL (CM³)	EQUIVALENT VOL. CALCULATION SEE NOTE 3	DEVIATION ALLOWED SEE NOTE 4
15473821	01	AD		M3469007	N/A	GRN	202	2.2-2.2	3.25	3.9 +0.17-0.05	2.4 ±0.1	3.2X4 OVAL	0.029	N/A	N/A
15336674	02	AK		M3469008	M4361008	BLU	203	2.7-3.2	3.5	5.75	3.6	5.2	0.056	N/A	N/A
15366067	01	AL		M3469038	M4361029	TAN	201	2.5-3.2	3.5	6.35 +0.15/-0	4.25 ±0.1	5.8	0.085	12191234	12191223
15366066	01	AJ		M3469006	M4361006	YEL	201	1.8b-2.4	3.5	6.35 ±0.1	4.25 ±0.1	5.8	0.096	12191233	12191222
15366065	01	AK		M3469005	M4361005	ORN	201	1.2-1.9	3.5	6.35 ±0.1	4.25 ±0.1	5.8	0.102	12191232	12191221
15366064	01	AJ		M3469039	M4361009	PPL	201	1.8b-2.4	3.5	5.75 ±0.1	3.45 ±0.1	5.2	0.067	12191231	12191157
15366063	01	AH		M3469003	M4361012	GRA LT	201	1.2-1.9	3.5	5.75 ±0.1	3.45 ±0.1	5.2	0.073	12191230	12191156
15366061	01	AH		M3469037	M4361019	RED DK	201	2.09-2.66	3.5	5.75 ±0.1	3.45 ±0.1	5.2	0.063	12191228	12191154
15366060	02	AA		M3469008	M4361008	BLU	202	1.8b-2.4	3.5	4.5 ±0.1	2.8 ±0.1	4	0.037	12191227	12191153
15366022	01	AK		M3469007	M4361007	GRN	201	1.4-1.9	3.2	4 +0.17-0.05	2.4 ±0.1	3.2X4 OVAL	0.034	12191229	12191155
15366021	01	AK		M3469011	M4361011	WHT	201	1.2-1.9	3.5	4.5 ±0.1	2.8 ±0.1	4	0.041	12191226	12191152
15305351	02	AJ		M3469006	M4361006	YEL	201	1.7-2.1	3.25	3.9 ±0.1	2.4 ±0.1	3.2X4 OVAL	0.033	N/A	N/A
12191235	03	AJ		M3469039	M4361009	PPL	201	3.4-3.9	3.5	6.35 ±0.1	4.25 +0.2/-0	5.8	0.063	N/A	N/A

DRAWING NUMBER 12191225
SIZE A(x3) SCALE 2011 PAGE NO 2 OF 2 SHEET NO 2 OF 2 REV R PNO 18 SKP -

DWG TYPE: PART DRAWING
STYLE:
VOLUME CONT: SEE CHART
SIDED: D
UNLESS OTHERWISE SPECIFIED

THIS DOCUMENT IS TO BEFORMED WITH ASME Y14.100-1998 AS ENDORSED BY DELPHI. DIMENSIONS ARE TO BE APPLIED AT 20°C (68°F) UNLESS OTHERWISE SPECIFIED. ALL DIMENSIONS ARE TO BE APPLIED TO FINISHED PARTS AND MEASURED ACCORDING TO THE DELPHI STANDARD FORM OF INSPECTION. THIS DOCUMENT IS THE PROPERTY OF DELPHI AND IS TO BE USED ON OPERATIONS OF DELPHI OR SUBSIDIARIES. THIS DOCUMENT MAY NOT BE COPIED OR REPRODUCED WITHOUT PERMISSION OF DELPHI PROPERTY. ALL DIMENSIONS ARE IN MILLIMETERS

REFERENCE

(6) PROCESS SENSITIVE DIMENSION

DIMENSIONS ENCLOSED IN () INDICATE REFERENCE DIMENSION, NO ID TOLERANCE LIMITS ARE ESTABLISHED

DECIMAL PLACES	ANGLES
.X ±.5	±1°
.XX ±.20	±0°30'
.XXX ±.05	±0°15'

ALTERNATE ROUND UNITS	
FROM	TO
.10	.20
.20	.50
.50	1.00
1.00	2.00
2.00	5.00
5.00	10.00
10.00	20.00
20.00	50.00
50.00	100.00
100.00	200.00
200.00	500.00
500.00	1000.00

UNLESS OTHERWISE SPECIFIED
TOLERANCE UNLESS OTHERWISE SPECIFIED
.XX ±0.25 .XXX ±0.13 ANGLE ±0°30' ±1' ±1/2°
ROUND UP TO NEXT DECIMAL

THIRD ANGLE PROJECTION

DO NOT SCALE

SEE MATH DATA

DELPHI
DELPHI PACKARD ELECTRIC SYSTEMS
WARREN, OH

DP	DATE
KP/QP1 T. PACK	23DE98
KP/QP2 T. PACK	23DE98
KP/QP3 S. C. HSIEH	21JA99
KP/QP4	
KP/QP5	

SUBSTITUTES OF CONCERN AND RECYCLED CONTENT PER DELPHI (DP4950)

MATERIAL: SEE CHART

DRAWING NAME: TAXI SEAL CBL 1W OT

DRAWING NUMBER 12191225
SIZE A(x3) SCALE 2011 PAGE NO 1 OF 2 SHEET NO 2 OF 2 REV R PNO 18 SKP -

ISIS2