SYMBOL DEFINITION		
A DIMENSION WITHOUT AN INSPECTION REPORT SYMBOL (▭) DOES NOT REQUIRE INSPECTION. IT MAY BE CONTROLLED ON THE INDIVIDUAL COMPONENT DRAWING.	TOTAL NO OF INSPECTIONS REQUIRED	42
	LAST NO. USED	28

MISSING SYMBOLS
1

DWG STATUS DATE	STS	REV	N/P	CHG	ZONE	REVISION HISTORY	AUTH	DR	APVD 1	APVD 2
05JL02	R	02	-	-		CLEARED REV COLUMN; 12065685, B6 - REMOVED ADHESIVE AND REVISED CONN SEAL	220957	RH	RH	JP
15AU02	R	03	-	-		12065685,B6- ADDED NOTE 8, REMOVED LABEL AND REVISED CHART	229565	DSG	RDH	JP
10AU06	R	04	-	-		1359973 - RELEASED	283217	AMB	AMB	JDS
09AD06	R	05	-	-		1359973 - REVISED GRAPHICS	286509	JTV	AJB	JDS
10JA07	R	06	-	-		1359973 - CONN SEAL WAS 12065663	400571	MDH	JAA	JDS
07M107	R	07	-	-		13646876 - RELEASED	401297	PCP	PCP	SAN

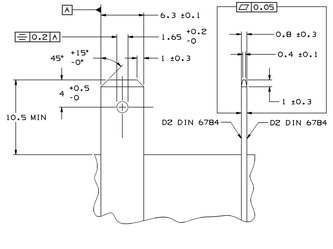

RECOMMENDED BLADE MATERIAL - MALE BLADE MATERIAL SHOULD HAVE AN ELECTRICAL CONDUCTIVITY ≥ 20% IACS AT 68°F. USE OF A MATERIAL WITH CONDUCTIVITY < 20% IACS SHOULD BE APPROVED BY PACKARD ELECTRIC.

MATING BLADE INFORMATION
SCALE 5:1

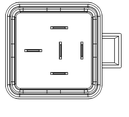

OPTIONAL CONSTRUCTION

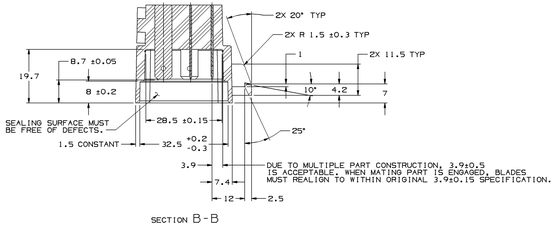

SECTION B-B

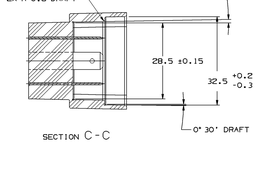

SECTION C-C

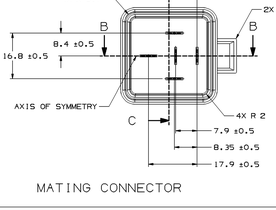

MATING CONNECTOR

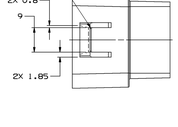

NOTES
1. MATERIAL: NYLON TYPE 6 BLK

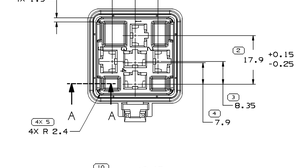

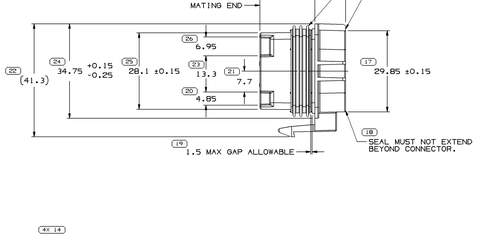

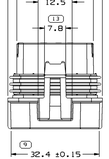

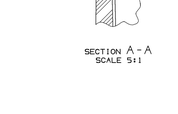

SECTION A-A
SCALE 5:1

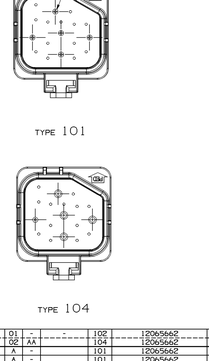

TYPE 101

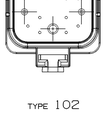

TYPE 102

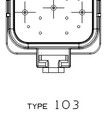

TYPE 103

TYPE 104

13646876	01	-	-	102	12065662	15409460	13646875 (4 WAY-ORN)	SEE NOTE 8
1359973	02	AA		104	12065662	15409460	1359972 (5 WAY-BLU)	SEE NOTE 8
15305224	A	-		101	12065662		15305183 (5 WAY-TAN)	-
12186644	A	-		101	12065662	12065663	12186643 (5 WAY-PNK)	-
12191236	A	-		101	12065662	12065663	12191130 (5 WAY-PPL)	-
12124143	D	-		101	12065662	12065663	12124142 (5 WAY-LT GRN)	-
12092605	D	-		103	12065662	12065663	12092604 (5 WAY-ORN)	-
12084616	C	-	OBSOLETE	102		12065663	12084615 (4 WAY-BLU)	-
12077993	D	-		101	12065662	12065663	12077994 (5 WAY-BRT RED)	-
12077951	D	-		102	12065662	12065663	12084103 (4 WAY-WHT)	-
12066030	D	-		101	12065662	12065663	12066030 (5 WAY-YEL)	-
12066034	D	-		102	12065662	12065663	12066029 (4 WAY-PPL)	-
12066033	D	-		102	12065662	12065663	12066028 (4 WAY-TAN)	-
12066032	C	-	OBSOLETE	102	12065662	12065663	12066027 (4 WAY-ORN)	-
12066031	C	-	OBSOLETE	102	12065662	12065663	12066026 (4 WAY-BLU)	-
12065971	D	-		102	12065662	12065663	12065970 (4 WAY-RED)	-
12065686	06	AA		102	12065662	15409460	15383475 (4 WAY-BLU)	SEE NOTE 8
12065685	05	AA		101	12065662	15409460	12065683 (5 WAY-GRN)	SEE NOTE 8
PART NO	REV	N/P	STATUS	TYPE	CONN BODY	CONN SEAL	CABLE SEAL	SPECIAL NOTES

NOTES

1. UNLESS OTHERWISE SPECIFIED AND/OR INDICATED:

   DIMENSIONS ARE TO FACE OF VIEW SHOWN AND AUTOMATICALLY ROUNDED BY COMPUTER FOR INSPECTION (SEE MATH MODEL FOR PRECISE DIMENSIONS). FOR ALL OTHER DIMENSIONS NOT SHOWN BUT REQUIRED FOR TOOL BUILD, SEE MATH MODEL FOR PRECISE TOOL PATH DATA. SYMMETRICAL ABOUT CENTERLINE.

2. SEALING CODE 2 - DESIGN WILL PASS SALT FOG TEST AFTER CONDITIONING AS SPECIFIED IN ESA-644 (WEATHER-PACK), ESA-710 (METRIC-PACK), ESA-650 (UNDERHOOD MICRO-PACK), C-4006 (WORLD CONNECTOR), ETC WHEN MATED TO MATING PART OR EQUIVALENT.

3. MATING PART AS SHOWN.

4. THIS PART ACCEPTS THE FOLLOWING COMPONENTS OR EQUIVALENT:

   CAVITIES TO ACCEPT 12033997 TERMINAL
   CONNECTOR POSITION ASSURANCE LOCK 12052834

5. FOR LEAD LENGTH CALCULATIONS, DISTANCE FROM MATING END OF CONNECTOR TO FRONT OF CABLE CORE IS 15.05/11.65

6. WHEN PARTS ARE SHIPPED, THEY MUST BE PACKED IN PLASTIC BAGS OR SHIPPING CONTAINERS MUST BE LINED WITH PLASTIC LINERS. BAGS OR LINERS MUST BE SEALED TO AVOID ENTRY OF FOREIGN MATTER.

7. CROSS REFERENCE:

1	30
2	85
3	87A
4	87
5	86
CONN CAVITY INDEX NO	RELAY CIRCUIT NO

8. NO PROCESSING OIL ALLOWED TO BE ADDED TO AID IN THE APPLICATION OF THE SEAL TO THE CONNECTOR.

DWG TYPE	PART DRAWING
STYLE	
VOLUME (CM³)	SYSTEM CODE: D

UNLESS OTHERWISE SPECIFIED
THIS DOCUMENT IS IN ACCORDANCE WITH ASME Y14.5M-1994 AS ADHERED TO BY DELPHI. DIMENSIONING AND TOLERANCING PER ASME Y14.5M-1994. ALL DIMENSIONS ARE TO ENGAGED AND MATED SYSTEM WHEN APPLICABLE. FOR A PERFECT FORM, IT IS ASSUMED THAT THE MATERIAL IS ALWAYS AT THE MINIMUM CONDITION TO ACCOMMODATE ANY VARIATION OF LOCATION TOLERANCES. ALL DIMENSIONS ARE TO BE MET AT 23°C UNLESS OTHERWISE SPECIFIED. DEVIATION OF EQUIPMENT MAY BE BASED ACCORDINGLY. ALL DIMENSIONS ARE IN MILLIMETERS

DR	
APVD1 G. FERANCE	01MY98
APVD2 K. GRZENA	05MY98
APVD3 A. WINYARD	05MY98
APVD4	
APVD5	

SUBSTANCES OF CONCERN HAS RECEIVED CONSENT PER DELPHI (DP4950).

DRAWING NAME
SEE DRAWING
TITLE
TAXI ASM CONN F M/P 630 SLD
DRAWING NUMBER
12065665

SIZE	SCALE	SHEET NO	SHEET NO TOTAL	REV	N/P
A1x3	2:1	1 OF 2	1 OF 1	R	07 -

DELPHI
DELPHI PACKARD ELECTRICAL/ELECTRONIC ARCHITECTURE
WARREN, OH

DRAWING NUMBER	SHEET	REV	N/P
12065665	2 OF 2	1 OF 1	R 07 -

SIZE	SCALE	SHEET NO	SHEET NO TOTAL	REV	N/P
A1x3	2:1	2 OF 2	1 OF 1	R	07 -

12065665