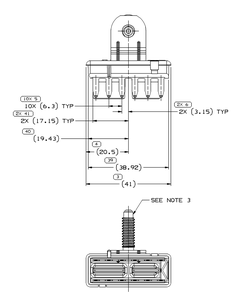

TYPE 108
SAME AS TYPE 104
EXCEPT AS SHOWN

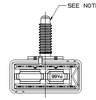

TYPE 107
SAME AS TYPE 104
EXCEPT AS SHOWN

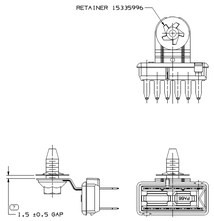

TYPE 106
SAME AS TYPE 104
EXCEPT AS SHOWN

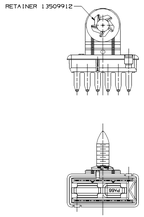

TYPE 105
SAME AS TYPE 104
EXCEPT AS SHOWN

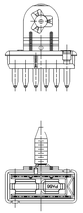

TYPE 103
SAME AS TYPE 104
EXCEPT AS SHOWN

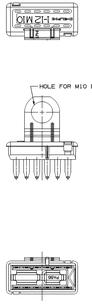

TYPE 102
SAME AS TYPE 104
EXCEPT AS SHOWN

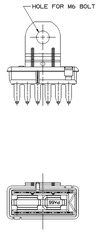

TYPE 101
SAME AS TYPE 104
EXCEPT AS SHOWN

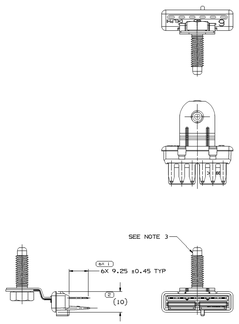

TYPE 114
SAME AS TYPE 104
EXCEPT AS SHOWN

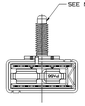

TYPE 113
SAME AS TYPE 104
EXCEPT AS SHOWN

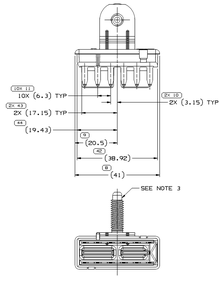

TYPE 112
SAME AS TYPE 104
EXCEPT AS SHOWN

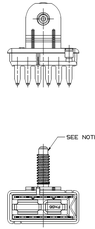

TYPE 111
SAME AS TYPE 104
EXCEPT AS SHOWN

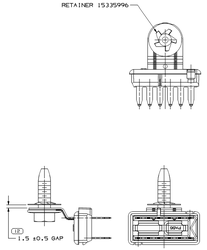

TYPE 110
SAME AS TYPE 104
EXCEPT AS SHOWN

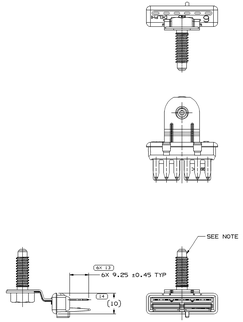

TYPE 109
SAME AS TYPE 104
EXCEPT AS SHOWN

SYMBOL DEFINITION		MISSING SYMBOLS
A DIMENSION WITHOUT AN INSPECTION REPORT SYMBOL - DOES NOT REQUIRE INSPECTION. IT MAY BE CONTROLLED ON THE INDIVIDUAL COMPONENT DRAWING.	TOTAL NO OF INSPECTIONS REQUIRED: 136	NO MISSING SYMBOL NUMBER
	LAST NO. USED: 46	

REVISION HISTORY									
							ECN	CP	CP-CP
22NOV99	P	001	-	-		CLEANED REV 01(ARK & 15371811, 15371912 & 15371914 - RELEASED	990005	DPW	AJB SD
22NOV99	P	002	-	-		15351102, 15351113 & 15364896 - OBSOLETE	P99033	DPW	AJB SD
14DEC00	P	003	-	-		ALL ACTIVE PARTS - REVISED INSPECTION SYMBOLS	235017	MWD	SD SD
25MC104	P	54	-	-		ADDED (15295711, 15295914, 15295915, 15295920 AND 15295962 - RELEASED) 15351101, 15351710, 15371510, 15371511, 15371512, 15371513 & 15371514 - REVISED STYLE AND MATERIAL SPEC WAS 4001T04	257788	RH	RH WP
09AU05	P	55	-	-		15352596, 15352598, 15351101, 15351710, 15364896, 15371511, 15371513, 15371514, 15371515, 15371516 AND 15371517 - UPDATE TO LATEST W-SPEC - 15371512 - REVISED MATERIAL SPEC TO LATEST W-SPEC	270592	RH	RH WTW
08OC05	P	56	-	-		15351102, 15351710 & 15371512-14 - OBSOLETE	273473	RTV	JAA MRP
24FEB06	P	57	-	-		15295914 - CAP WAS 12121929 & MATING PART WAS 12121928	277873	JTZ	PRW TWW
25JA08	P	58	-	-		15496595 - RESTRICTED	48363	JCC	DSE JCC

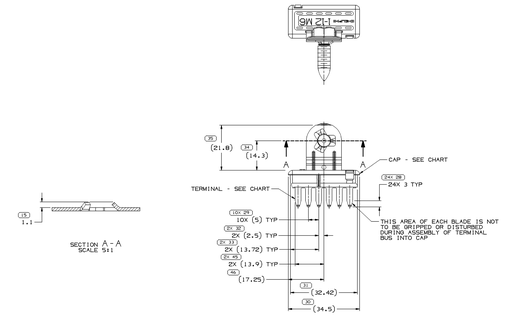

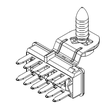

SECTION A-A
SCALE 5:1

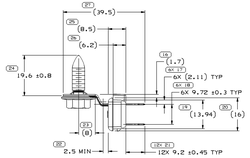

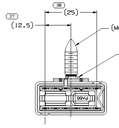

TYPE 104

NOTES

1. UNLESS OTHERWISE SPECIFIED AND/OR INDICATED:

   DIMENSIONS ARE TO FACE OF VIEW SHOWN AND AUTOMATICALLY ROUNDED BY COMPUTER FOR INSPECTION. (SEE MATH MODEL FOR PRECISE DIMENSIONS.) FOR ALL OTHER DIMENSIONS NOT SHOWN BUT REQUIRED FOR TOOL BUILD, SEE MATH MODEL FOR PRECISE TOOL PATH DATA.

2. PROCESS SENSITIVE DIMENSION IS FOR PART PRODUCTION AND IS TO BE USED FOR INITIAL CAPABILITY STUDY. THIS DIMENSION IS ALSO TO BE MONITORED DURING NORMAL PRODUCTION.

BOLT ASM. PROCESSING NOTES:

1. BOLT MUST TURN FREELY AFTER TERMINAL/BOLT ASSEMBLY.
2. TABS TO BE FLATTENED BEHIND LAST THREAD SUCH THAT BOLT CANNOT BE UNTHREADED.
3. BOLT MUST BE CAPTURED IN TERMINAL SO THAT IT IS FREE SPINNING BUT WILL NOT COME OUT OF TERMINAL

PART NO	REV	N/P	STATUS	TYPE	CAP MATERIAL SPEC & COLOR	TERMINAL NO	CAP NO	BOLT NO	MATING CONNECTOR
12176533	01	-		114	M39020D1 PA66 HS (M-BLK	15395297	12176494	12509726	12175491
12509913	01	AA		113	M39020D1 PA66 HS (M-BLK	15395295	15305296	12509726	15305294
12509914	01	AA		112	M39020D1 PA66 HS (M-BLK	15395296	12121929	12509726	12121928
15492662	01	AA		105	M39020D1 PA66 HS (M-BLK	12176511	15305296	15492687	15305294
15492693	01	AB	RESTRICTED	104	M39020D1 PA66 HS (M-BLK	12121201	15305296	15492687	15305294
15371514	01	AC	OBSOLETE	114	M39020D1 PA66 HS (M-BLK	15395297	12176494	15371515	12175491
15371512	01	AB	OBSOLETE	113	M39020D1 PA66 HS (M-BLK	15395295	15305296	15371515	15305294
15371513	01	AC	OBSOLETE	112	M39020D1 PA66 HS (M-BLK	15395296	12121929	15371515	12121928
15364896	01	AA	OBSOLETE	111	M39020D1 PA66 HS (M-BLK	15395295	15305296	15371515	15305294
15351101	A2	-		110	M39020D1 PA66 HS (M-BLK	12176511	15305296	15351114	15305294
15351102	A2	-	OBSOLETE	109	M39020D1 PA66 HS (M-BLK	12121201	15305296	15351114	15305294
15395102	A1	-	OBSOLETE	108	R0071754 PA66 HS (M-BLK	15395296	12121929	15395294	12121928
15395101	A2	-		107	M39020D1 PA66 HS (M-BLK	15395295	15305296	15395294	15305294
15364835	A3	-		106	M39020D1 PA66 HS (M-BLK	12176511	15305296	0.F48880	15305294
15352732	A6	-	OBSOLETE	105	M39020D1 PA66 HS (M-BLK	12176511	15305296	25501744	15305294
15305300	B6	-	OBSOLETE	104	M39020D1 PA66 HS (M-BLK	12176511	15305296	25501744	15305294
15305298	A4	-		102	M39020D2 PA66 HS (M-BGE	12176511	15305297	N/A	15305297
15395295	A4	-		101	M39020D1 PA66 HS (M-BLK	12176511	15305296	N/A	15305294
12121204	F3	-	OBSOLETE	103	R0071754 PA66 HS (M-BLK	12121201	12176507	N/A	12175505
12176516	B3	-	OBSOLETE	102	R0071621 PA66 HS (M-BGE	12176512	12176508	N/A	12175506
12176509	D3	-	OBSOLETE	101	R0071754 PA66 HS (M-BLK	12176511	12176507	N/A	12175505

PART DRAWING	
PART TYPE	
STYLE	
SCALE (CAP)	SCALE (BOLT)
UNLESS OTHERWISE SPECIFIED THIS DRAWING IS A MANDATORY BOM FOR USE ON ALL DELPHI ELECTRICAL/ELECTRONIC ARCHITECTURE PRODUCTS. ALL DIMENSIONS ARE IN MILLIMETERS.	
ALL DIMENSIONS ARE IN MILLIMETERS	
REFERENCE	
BOM CHART	
DRAWING TITLE	TAX3 ASM COV CONN W/P

DELPHI	
DELPHI PACKARD ELECTRICAL/ELECTRONIC ARCHITECTURE BARREL, IN	
DRAWN BY	DATE
APVD BY DAVID STEELE	1JAN96
APVD BY DAVID STEELE	1JAN96
APVD BY GARY DETTER	12NOV95
APVD BY	
APVD BY	
SUBMITTED TO DRAWING PER INSTALLED CONTROL PLAN (SEAL, CERTIFIED)	
DRAWING TYPE	
DRAWING NUMBER	12176533
SIZE A1x4	SCALE 2:1	SHEET 1 OF 2	TOTAL 1	REV R	DB -

PROJECTION TYPE	THIRD ANGLE PROJECTION
DO NOT SCALE DRAWING	
MATERIAL	
FINISH	
DRAWING TITLE	
DRAWING NUMBER	12176533
SIZE A1x4	SCALE 2:1	SHEET 1 OF 2	TOTAL 1	REV R	DB -

ISI7e23