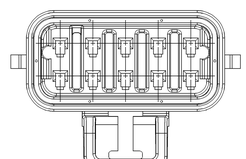

TYPE 102
SAME AS TYPE 101
EXCEPT AS SHOWN

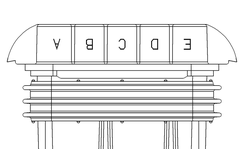

BODY TYPE I

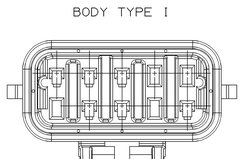

TYPE 103
SAME AS TYPE 101
EXCEPT AS SHOWN

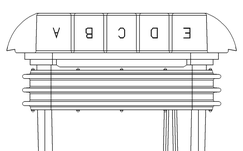

OPTIONAL CONSTRUCTION
FOR 10 WAY

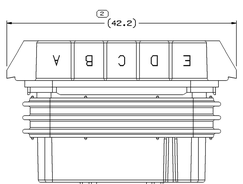

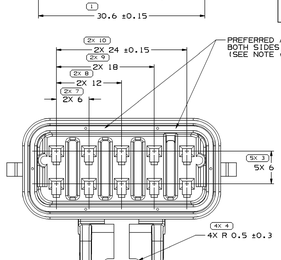

TYPE 101
10 WAY

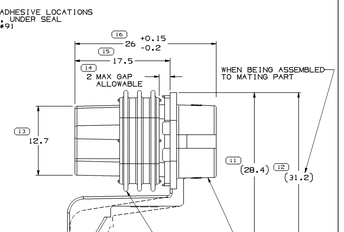

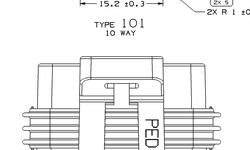

BODY TYPE II
SAME AS BODY TYPE I
EXCEPT WITH ANTI-BUNCHING
LIPS ON SHORT ENDS OF CONN
(REF CONN PRINT 12045809)

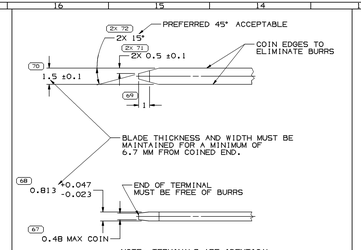

NOTE: TERMINALS ARE IDENTICAL

MATERIAL SPECIFICATIONS

RECOMMENDED

BASE METAL - CDA-210, GILDING, EXTRA SPRING TEMPER

PLATING - 0.0050±0.0025 MM THICK TIN

MINIMUMS

ELECTRICAL CONDUCTIVITY - ≥ 20% IACS AT 20°C. USE OF A MATERIAL WITH CONDUCTIVITY < 20%IACS MUST BE APPROVED BY PACKARD ELECTRIC MATERIALS ENGINEERING.

TENSILE STRENGTH - 407 MPa

PLATING - FOR LOW ENERGY (≤ 5v) AND NON-PASSENGER COMPARTMENT POWER CIRCUITS, 0.0050±0.0025 MM THICK TIN. FOR MATERIALS CONTAINING 10% OR MORE ZINC, AN UNDERPLATE OF COPPER 0.0050±0.0025 MM THICK IS REQUIRED.

MATING BLADE INFORMATION

SCALE 8:1

INSPECTION SYMBOLS SHOWN IN THIS VIEW ARE FOR REFERENCE ONLY

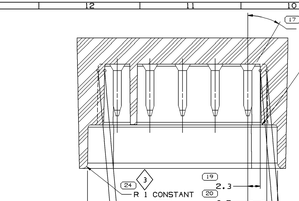

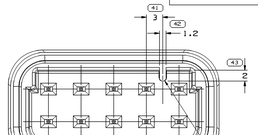

TYPE 102
SAME AS TYPE 101
EXCEPT AS SHOWN

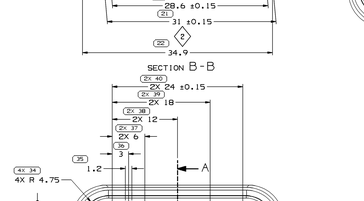

TYPE 101 & 103

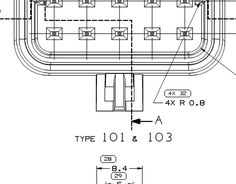

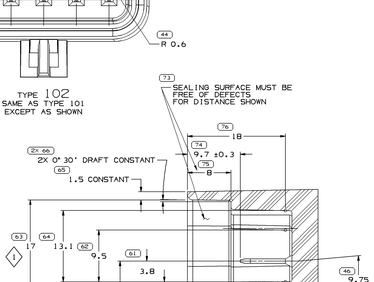

SECTION A-A

MATING PART INFORMATION

NOTES

1. UNLESS OTHERWISE SPECIFIED AND/OR INDICATED:

   DIMENSIONS ARE TO FACE OF VIEW SHOWN AND AUTOMATICALLY ROUNDED BY COMPUTER FOR INSPECTION (SEE MATH MODEL FOR PRECISE DIMENSIONS). FOR ALL OTHER DIMENSIONS NOT SHOWN BUT REQUIRED FOR TOOL BUILD, SEE MATH MODEL FOR PRECISE TOOL PATH DATA.
   ALL RADII 0.4
   DRAFT IS 1° ON ALL OUTSIDE SURFACES

2. RECOMMENDED MATERIAL: GLASS FILLED NYLON OR POLYESTER

3. TERMINAL MUST WITHSTAND A MINIMUM PUSHOUT FORCE OF 89 N (20 LBS)

4. WHEN USING THIS INFORMATION FOR A NEW DESIGN REQUEST THE LATEST COPY OF THIS PRINT FROM PACKARD ELECTRIC

5. KEY PRODUCT CHARACTERISTIC SYMBOLS (◇,◇) INDICATE PRODUCT CHARACTERISTICS THAT REQUIRE SPECIAL CARE, DOCUMENTATION, AND ACCEPTANCE CRITERIA PER GM 1805 QN AND DELPHI PACKARD ELECTRIC SYSTEMS PROCEDURES.

NOTES

1. UNLESS OTHERWISE SPECIFIED AND/OR INDICATED:

   DIMENSIONS ARE TO FACE OF VIEW SHOWN AND AUTOMATICALLY ROUNDED BY COMPUTER FOR INSPECTION (SEE MATH MODEL FOR PRECISE DIMENSIONS). FOR ALL OTHER DIMENSIONS NOT SHOWN BUT REQUIRED FOR TOOL BUILD, SEE MATH MODEL FOR PRECISE TOOL PATH DATA.
   ALL RADII 0.4
   DRAFT IS 1° ON ALL OUTSIDE SURFACES

2. CONN & SEAL ASM-TO ACCEPT 2.5 MAX DIA CABLE

3. CAVITIES TO ACCEPT 12048074 TERMINAL OR EQUIVALENT

4. THIS ASSEMBLY TO ACCEPT CABLE SEAL 12048086 OR EQUIVALENT

5. SHIP IN PLASTIC BAGS OR SHIPPING CONTAINERS LINED WITH PLASTIC LINER BAG OR LINER TO BE SEALED TO PREVENT ENTRY OF FOREIGN MATTER

6. THIS PART IS NOT CONTROLLED FOR AUTOMATIC FEEDING

7. CONNECTOR ACCEPTS CPA 12020833
   TPA 12177082

8. SEALING CODE #3

9. FOR PART NUMBERS WITH ADHESIVE, USE M3510001 OR ADHESIVE APPROVED BY MATERIALS ENGINEERING TO GLUE CONNECTOR SEAL TO CONNECTOR

10. MINIMUM RETENTION OF PERIPHERAL SEAL TO CONNECTOR IS 4.1 N

11. CONNECTOR TO ACCEPT CAP/COVER 12129589

PART NO. WITH ADHESIVE	REV	N/P	STATUS	PART NO. WITHOUT ADHESIVE	REV	N/P	STATUS	NO. OF CAVITIES	CAVITIES BLOCKED	PART NO. / COLOR (CONNECTOR BODY)	PART NO. / COLOR (CONNECTOR SEAL)	MATING CONNECTOR	NOTES	INDEX TYPE	REPLACED BY
-	-	-	-	12160397	C3	-	-	5	F,G,H,J,K	12160396 LT GREEN	12077436	12045808	1-B	101	-
-	-	-	-	12124012	E3	-	-	6	D,E,G,K	BROWN	12077436	A,B,S, MODULE	1-B	103	-
-	-	-	-	12110073	D4	-	-	7	E,K,G	CREAM	12077436	12045808	1-B	101	-
-	-	-	-	12089888	B	-	OBSOLETE	10	NONE	12045809 BLK	12077436	12045808	1-10	101	12065425
-	-	-	-	12084380	C3	-	-	8	G,H	12084381 LT GRAY	12077436	12045808, AC MOD	1-B	101	-
-	-	-	-	12065462	A	-	OBSOLETE	7	G,H,J	12052934 BLUE	12079799	AC CRUISE MODULE	1-B	101	-
-	-	-	-	12065461	A	-	OBSOLETE	10	NONE	12052190 MED GRAY	12079799	12052189	1-B	102	-
-	-	-	-	12065460	A	-	OBSOLETE	10	NONE	12045809 BLK	12079799	12045808	1-B	101	-
-	-	-	-	12065427	D3	-	-	7	G,H,J	12052934 BLUE	12077436	12045808, AC MOD	1-B	101	-
-	-	-	-	12065426	D3	-	-	10	NONE	12052190 MED GRAY	12077436	12052189	1-B	102	-
12186688	B2	-	-	12065425	E3	-	-	10	NONE	12045809 BLK	12077436	12045808	1-B	101	-
-	-	-	-	12099298	A	-	OBSOLETE	7	G,H,J	12052934 BLUE	12045811	AC CRUISE MODULE	1-B	101	12065427
-	-	-	-	12052420	A	-	OBSOLETE	10	NONE	12052190 MED GRAY	12045811	12052189	1-B	102	12065426
-	-	-	-	12045812	A	-	OBSOLETE	10	NONE	12045809 BLK	12045811	12045808	1-B	101	12065425

— BODY TYPE II

— BODY TYPE-II

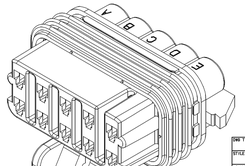

SYMBOL DEFINITION		MISSING SYMBOLS
A DIMENSION WITHOUT AN INSPECTION REPORT SYMBOL (□) DOES NOT REQUIRE INSPECTION. IT MAY BE CONTROLLED ON THE INDIVIDUAL COMPONENT DRAWING.	TOTAL NO OF INSPECTIONS REQUIRED: 106	NO MISSING SYMBOL NUMBER
	LAST NO. USED: 76	

KEY PRODUCT CHARACTERISTICS		
▽ SAFETY/COMPLIANCE	◇ FIT/FUNCTION	TOTAL ON DRAWING: 3
▽ S/C CHECKPOINTS	◇ F/F CHECKPOINTS	LAST NO. USED: 3

NO & TYPE	DESCRIPTION	RATIONALE	PTS	ZONE

DWG STATUS DATE	STS	REV	N/P	CHG	ZONE	REVISION HISTORY	AUTH	DR	KPCH	KPCH 2
15SEP3	R	01	-	-		CLEANED REV COL AND REDRAWN TO PDI 12120271 - CONN BODY COLOR WAS NATURAL AND REMOVED SNOROKES NOTES 12045425-27, 12084380, 12126012, 12140397 & 12186688- UPDATED PDM ATTRIBUTES	27221J	DPS	JAA	EST
08NOV5	R	02	-	-		ALL ACTIVE PARTS - ADDED NOTE 11	27426Y	HOS	JVW	DDG
20APR6	R	03	-	-		ALL ACTIVE PARTS - ADDED TPA 12177082 TO NOTE 7 AND REMOVED TPA COLUMN FROM CHART	27908J	DPS	AUG	DDG

DRAWING NUMBER	12048226
SIZE	A1x3
SCALE	4:1
SHEET NO	2 OF 2
FRAME NO	1 OF 1
REV	R
N/P	03
-	-

PART DRAWING

UNLESS OTHERWISE SPECIFIED

THIS DRAWING IS IN ACCORDANCE WITH ASME Y14.100-1998 IN ADDITION TO ANY OTHER DIMENSIONING AND TOLERANCING STANDARDS SPECIFIED ON THIS DRAWING. PROPERTIES MAY BE BASED SEPARATELY AVAILABLE BY OPTION REFERENCE.

ALL DIMENSIONS ARE IN MILLIMETERS

REFERENCE

THIRD ANGLE PROJECTION

DO NOT SCALE

USE MATH DATA

DELPHI

DELPHI PACKARD ELECTRIC SYSTEMS
WARREN, OH

		DATE
DR		
KPCH	M. CHAPIN	08APR8
KPCH2	J. COLDSNOW	08APR8
KPCH3	R. BARTLEY	11APR8
KPCH4		
KPCH5		

SUBSTANCES OF CONCERN: NO RECYCLED CONTENT PER DELPHI (2PHP00)

SIZE DRAWING

TAXI ASM CONN F M/P 150 SLD

DRAWING NUMBER	12048226						
SIZE	SCALE	FRAME NO	SHEET NO	TOTAL	REV	N/P	
A1x3	4:1	1 OF 2	1 OF 1	R	03	-	

Delphi Packard Electric Systems
Warren, Ohio
Copyright © 2008 Delphi Technologies, Inc.
Date: 20-Apr-08 Time: 11:51:

12048226