SYMBOL DEFINITION		MISSING NUMBERS
THE NUMBER INSIDE THE SYMBOL CORRESPONDS TO THE NUMBER ON THE INSPECTION REPORT FOR THIS DRAWING/PART NUMBER	TOTAL NO. OF SYMBOLS DRAWING	38
	LAST NO. USED	157

DWG STATUS DATE	STS	REV	SUP	ZONE	REVISION HISTORY	AUTH	DR	CK	APVD
14JN99	R	001	-	-	CLEARED REVISION COLUMN1 15356652 - RELEASED	99005	ROM	RW	RJ
14JN99	R	002	-	-	15356652 - MATERIAL WAS PM00358T-002 SPS-GF30 IM BLK	19405	100	001	RJ

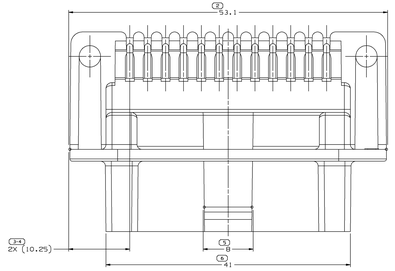

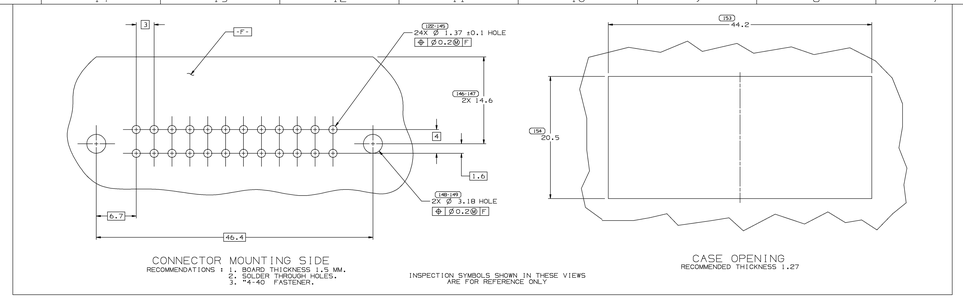

CONNECTOR MOUNTING SIDE
RECOMMENDATIONS : 1. BOARD THICKNESS 1.5 MM.
2. SOLDER THROUGH HOLES.
3. "4-40" FASTENER.

INSPECTION SYMBOLS SHOWN IN THESE VIEWS ARE FOR REFERENCE ONLY

CASE OPENING
RECOMMENDED THICKNESS 1.27

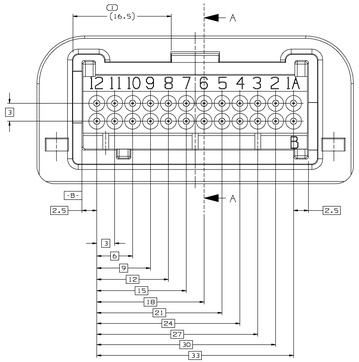

TYPE I

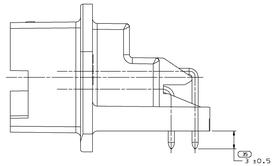

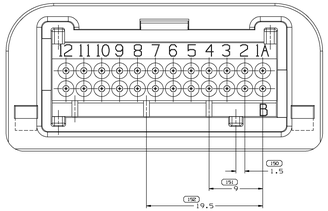

TYPE II
SAME AS TYPE I
EXCEPT AS SHOWN

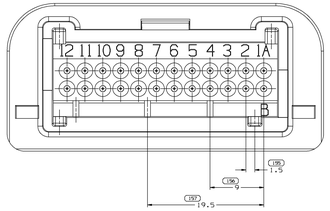

TYPE III
SAME AS TYPE I
EXCEPT AS SHOWN

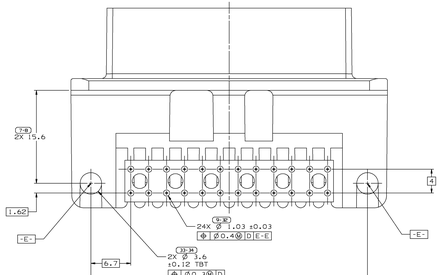

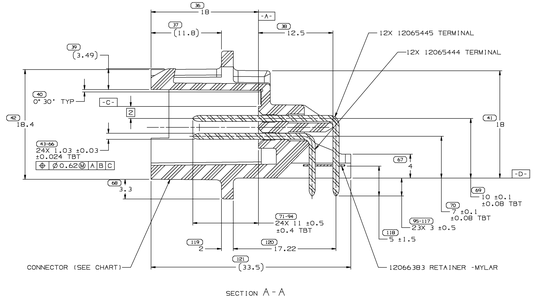

SECTION A-A

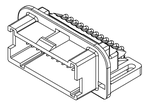

VIEW SCALE DOES NOT REFLECT
ACTUAL PART SIZE

NOTES

1. UNLESS OTHERWISE SPECIFIED AND/OR INDICATED:
   DIMENSIONS ARE TO FACE OF VIEW SHOWN AND AUTOMATICALLY ROUNDED BY COMPUTER FOR INSPECTION. (SEE MATH MODEL FOR PRECISE DIMENSIONS.) FOR ALL OTHER DIMENSIONS NOT SHOWN BUT REQUIRED FOR TOOL BUILD, SEE MATH MODEL FOR PRECISE TOOL PATH DATA.
2. SEALING CODE O - UNSEALED
3. THIS PART IS NOT CONTROLLED FOR AUTOMATIC FEEDING.
4. THIS PART ACCEPTS THE FOLLOWING COMPONENTS OR EQUIVALENT:
   CONNECTOR POSITION ASSURANCE LOCK 12077899
5. PARTS SHOULD BE PLACED IN CLEAN PLASTIC TUBS OR PANS LINED WITH POLYETHYLENE BAGS DURING PROCESSING & STORAGE
6. PARTS MUST BE PACKED FOR SHIPMENT IN A MANNER WHICH INSURES TERMINAL PIN LOCATION AFTER PROCESSING.
7. PART TO MEET C4006 SPECIFICATION REQUIREMENTS.
8. SOLDERABILITY: SEE ESO-1503, OUTSIDE VENDORS TO RECEIVE COPY.

PART NO	STG	REV	N/P	STATUS	TYPE	MATERIAL SPECIFICATION AND COLOR	CONNECTOR BODY	MATING CONNECTOR
15358522	R	A	-		III	R0100120 PBT-GF30-BRN	15354486	12160778
15356652	R	002	-		I	PM00358t-002 PPA-GF33 BLK	15356651	12110089
15354689	R	A1	-	OBSOLETE	III	R0100120 PBT-GF30-BRN	15354686	12160778
12191169	R	A3	-		II	R0100127 PBT-GF30-BLU LT	12191168	12110206
12092886	R	H1	-		I	R0100118 PBT-GF30-GRA	12110038	12110089

THE FOLLOWING APPLY UNLESS OTHERWISE SPECIFIED
PERFECT FORM REQUIRED FOR FEATURES OF SIZE AT MMC.
TRUE POSITION TOLERANCES AND RELATED DATUMS APPLY AT CONDITION OF SIZE INDICATED IN FEATURE CONTROL SYMBOL. DATUMS APPLY AT MMC UNLESS OTHERWISE SPECIFIED. DATUMS APPLY AT LMC. SEPARATE TOLERANCES OR CALLOUTS MAY BE GIVEN SEPARATELY, REGARDLESS OF DATUM REFERENCE.

GEOMETRIC DEFINITION SYMBOLS

// FLAT	// PARALLEL
⊥ PERPENDICULAR	∠ ANGULARITY
⌭ ROUND	⌖ POSITION
⌯ CYLINDRICAL	↗ CIRCULAR RUNOUT
⌒ PROFILE OF A LINE	⌰ TOTAL RUNOUT
⌓ PROFILE OF A SURFACE	⌀ DIAMETER
⌖ TRUE POSITION (MMC)	(S) BASIC DIMENSION
Ⓛ LEAST MATERIAL CONDITION (LMC)	
Ⓜ REGARDLESS OF FEATURE SIZE (RFS)	
Ⓟ PROJECTED TOL ZONE	

FRAME NUMBER	SHEET NUMBER	DRAWING NUMBER	DWG STATUS STS	REV	SUP
2 OF 2	1 OF 1	12191242	R	002	-

DELPHI
Automotive Systems

MATERIAL SPEC
SEE CHART

DIMENSIONS NAME IN. PART	
FROM	25 .25 .25 .50 .25 .50
TO	1.00 1.00 1.00 2.00 2.00
ULTIMATE VALUE DIMENSION SENSITIVE	
ANGULAR TOLERANCE ±0.5 DEGREES	
ANGULAR TRANSDUCER ±0.5 DEGREES	

PART DRAWING

DISTR CODE: D

CODE NUMBER	DWG DATE	SCALE
6V900	17AU95	5:1
QC SPEC	STYLE	VOLUME cm^3
C-5171		SEE CHART

PART GEOMETRY
3D SOLID

CHANGE RESTRICTED
NO MANUAL CHANGES

UNLESS OTHERWISE SPECIFIED
PERFECT FORM REQUIRED FOR FEATURES OF SIZE AT MMC. TRUE POSITION TOLERANCES AND RELATED DATUMS APPLY AT CONDITION OF SIZE INDICATED IN FEATURE CONTROL SYMBOL. DATUMS APPLY AT MMC UNLESS OTHERWISE SPECIFIED. DATUMS APPLY AT LMC. SEPARATE TOLERANCES OR CALLOUTS MAY BE GIVEN SEPARATELY, REGARDLESS OF DATUM REFERENCE.

COPY OF MATH DATA
DO NOT SCALE

REFERENCE
ISO
12092886

	DR	DATE
	APVD1 HENRY HOKE	17AU95
	APVD2 HENRY HOKE	17AU95
	APVD3 RAY NEMITZ	21AU95
	APVD4	
	APVD5	

METRIC
UNLESS OTHERWISE SPECIFIED DIMENSIONS ARE IN MILLIMETERS

Ⓢ PROCESS SENSITIVE DIMENSION

SUBMISSION ENCLOSED IN # 2 INDICATE
NOTES ON DRAWING ARE IN TALKING
NOTES ON DRAWING TREE

THIRD ANGLE PROJECTION

DRAWING NAME
TAXI ASM HD CONN 24M MIC/P 100

FRAME NUMBER	SHEET NUMBER	DRAWING NUMBER	DWG STATUS STS	REV	SUP	SIZE
1 OF 2	1 OF 1	12191242	R	002	-	R

DELPHI PACKARD ELECTRIC SYSTEMS
WARREN, OHIO 44486

15358522