SYMBOL DEFINITION		
A DIMENSION WITHOUT AN INSPECTION REPORT SYMBOL (□) DOES NOT REQUIRE INSPECTION. IT MAY BE CONTROLLED ON THE INDIVIDUAL COMPONENT DRAWING.	TOTAL NO OF INSPECTIONS REQUIRED	14
	LAST NO. USED	13

MISSING SYMBOLS
NO MISSING SYMBOL NUMBER

DWG STATUS DATE	STS	REV	N/P	CHG	ZONE	REVISION HISTORY	AUTH	DR	APVD 1	APVD 2
14AU01	-	01	-	-		15394150 - ADDED TO TAXI. 15394149,15394151,15394152,15394153 15394154 - RELEASED	211275	AK	AK	BG
19AP02	-	02	-	-		ALL PARTS - REVISED NOTES; ADDED MATING INFORMATION TO CHART	223481	END	END	BG
02MY02		03	-	-		ALL PARTS - REVISED NOTE #2 15359196 WAS 15411307	224795	JR	JR	BG
29MY02	R	04	-	-		ALL PARTS - 15412293 WAS 15359195, 15418357 WAS 15359192; 15394150 - CONNECTOR BODY WAS 15359194	225781	MB	MAC	STO
24JA03	R	05	-	-		15394150 - ADVANCED REVISION LEVEL	235918	LMB	LMB	TV
13FE04	-	06	-	-		15394150 - REVISED CUSTOMER DRAWING	250730	JEB	JEB	TV
03MR04	R	07	-	-		15394150 - UPDATED PDM ATTRIBUTES; 15394150 - ADVANCED REVISION LEVEL WAS 01 ADVANCED REVISION LEVELS 15394150 - REVISED CUSTOMER DRAWING WAS REVISED CUSTOMER DRAWING	252523	ADK	ADK	MAK
12DC04	R	08	-	-		ALL PARTS - UPDATED FORMAT; ADDED BACK VIEW; BOTTOM VIEW WAS FIRST ANGLE	259842	MLM	SRB	MAK
01NO04	R	09	-	-		ALL PARTS - REVISED NOTE #2	260496	MLM	MLM	KB
23FE05	R	10	-	-		15394150 - UPDATED PDM ATTRIBUTES	264701	ADK	ADK	KB
25AP05	R	11	-	-		15326598 - RELEASED	267454	CJP	CJP	RAD
24OC05	R	12	-	-		ALL PARTS - REVISE NOTE 2	274014	POP	POP	SFM
21NO05	R	13	-	-		15349972 - RELEASED	274954	RH	RH	SFM

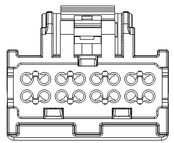

TYPE 102
SAME AS TYPE 101
EXCEPT AS SHOWN

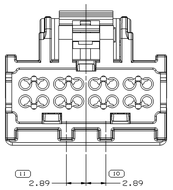

TYPE 105
SAME AS TYPE 101
EXCEPT AS SHOWN

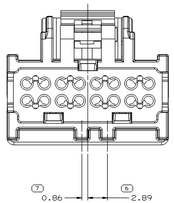

TYPE 103
SAME AS TYPE 101
EXCEPT AS SHOWN

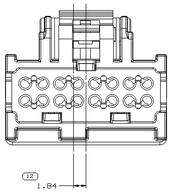

TYPE 106
SAME AS TYPE 101
EXCEPT AS SHOWN

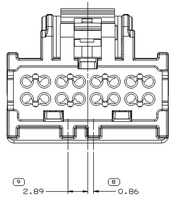

TYPE 104
SAME AS TYPE 101
EXCEPT AS SHOWN

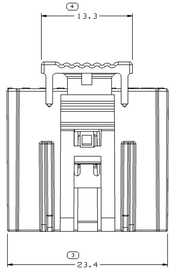

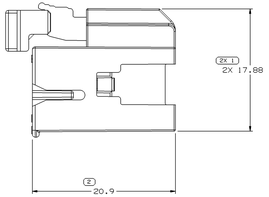

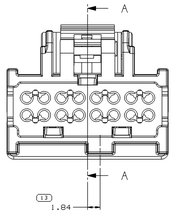

TYPE 101

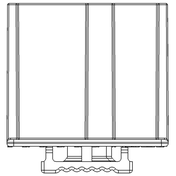

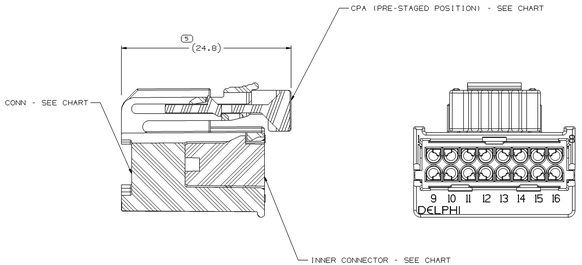

SECTION A-A

NOTES

1. UNLESS OTHERWISE SPECIFIED AND/OR INDICATED:

   DIMENSIONS ARE TO FACE OF VIEW SHOWN AND AUTOMATICALLY ROUNDED BY COMPUTER FOR INSPECTION (SEE MATH MODEL FOR PRECISE DIMENSIONS). FOR ALL OTHER DIMENSIONS NOT SHOWN BUT REQUIRED FOR TOOL BUILD, SEE MATH MODEL FOR PRECISE TOOL PATH DATA.

2. THIS PART ACCEPTS THE FOLLOWING COMPONENTS OR EQUIVALENT:

   SECONDARY TERMINAL LOCK 15359196
   TERMINALS 15394147 OR 15401440 TERMINAL INSULATION
   CRIMP MUST BE LESS Ø 2

3. SEE TAXI 15429814 FOR ASSEMBLIES W/O CPA.

4. REFERENCE MATING COMPONENTS OR EQUIVALENT:
   SEE CHART

ASM PART NO	REV	N/P	STATUS	MATERIAL SPECIFICATION AND COLOR	TYPE	CONN	INNER CONNECTOR	CPA	USCAR TYPE	ASM PART NO W/O CPA	MATING CONNECTOR
15349972	01	-	RESTRICTED	M46/98003 PBT GF30 GRA	101	15349971	15411293	15418537	A	15349975	15333636
15326598	01	AA	-	M3571009 PA6(6B20+GF)01HS PPL	101	15326597	15411293	15418537	A	15327976	15420632,15430447,15359190,15429905
15394154	02	AC	-	M3571001 PA6(6B20+GF)01HS NAT	106	15394146	15411293	15418537	F	15429809	15394160,15430452
15394153	02	AC	-	M3571008 PA6(6B20+GF)01HS BLU	105	15394145	15411293	15418537	E	15429808	15394159,15430451
15394152	02	AC	-	M3571007 PA6(6B20+GF)01HS GRN	104	15394144	15411293	15418537	D	15429807	15394158,15430450
15394151	02	AC	-	M3571010 PA6(6B20+GF)01HS BRN	103	15394143	15411293	15418537	C	15429806	15394157,15430449
15394149	02	AC	-	M3571003 PA6(6B20+GF)01HS GRA	102	15394141	15411293	15418537	B	15429805	15394156,15430448
15394150	02	AG	-	M3571002 PA6(6B20+GF)01HS BLK	101	15411434	15411293	15418537	A	15416970	15420632,15430447,15359190,15429905

DRAWING NUMBER
15394155
SIZE A1x3 | SCALE 511 | FRAME NO 2 OF 2 | SHEET NO 1 OF 1 | STS R | REV 13 | N/P -

DWG TYPE: PART DRAWING
STYLE
VOLUME: CONT | SYSTEM CODE

UNLESS OTHERWISE SPECIFIED
THIS DOCUMENT IS IN ACCORDANCE WITH ASME Y14.5M-1994 UNLESS OTHERWISE SPECIFIED. DIMENSIONS AND TOLERANCING ACCORDING TO ISO. ALL GEOMETRIC TOLERANCES AND RELATED SYMBOLS APPLY UPTO, BUT NOT INCLUDING THE FIRST HINGE LINE. ALL DIMENSIONS AND TOLERANCES ARE TO BE ESTABLISHED BY INSPECTION OR LOCATION TOLERANCES. ALL DIMENSIONS AND TOLERANCES ARE TO BE MEASURED INDEPENDENT OF DATUM REFERENCE.
ALL DIMENSIONS ARE IN MILLIMETERS

(N/A) PROCESS SENSITIVE DIMENSION
REFERENCE
DIMENSIONS ENCLOSED IN A 3 INCH-WIDE REFERENCE DIMENSIONS AND NO TOLERANCE LIMITS ARE STATED.

DIMENSIONAL RANGE (MM)	0-6	>6-30	>30-120	>120-400	>400-1000	>1000-2000	>2000-3000	>3000-4000
FITTING TOLERANCE UNLESS OTHERWISE SPECIFIED	±0.20	±0.25	±0.30	±0.35	±0.50	±0.75	±1.00	±1.25
ANGULAR TOLERANCE ±2°								

THIRD ANGLE PROJECTION | DO NOT SCALE | USE MATH DATA

DELPHI
DELPHI PACKARD ELECTRIC SYSTEMS
WARREN, OH

		DATE
DR	ANAND JAGANATHAN	14AU01
APVD1	ANAND JAGANATHAN	14AU01
APVD2	BRIAN GEISLER	15AU01
APVD3		
APVD4		
APVD5		

SUBSTANCES OF CONCERN AND RECYCLED CONTENT PER DELPHI-A (09A900)

MATERIAL
SEE DRAWING

DRAWING NAME
TAXI ASM CONN F MICRO 64 MODULAR

DRAWING NUMBER
15394155
SIZE A1x3 | SCALE 511 | FRAME NO 2 OF 2 | SHEET NO 1 OF 1 | STS R | REV 13 | N/P -

I 23647 22