| SYMBOL DEFINITION | | MISSING SYMBOLS |
|---|---|---|
| A DIMENSION WITHOUT AN INSPECTION REPORT SYMBOL (▭) DOES NOT REQUIRE INSPECTION. IT MAY BE CONTROLLED ON THE INDIVIDUAL COMPONENT DRAWING. | TOTAL NO OF INSPECTIONS REQUIRED: 2 | NO MISSING SYMBOL NUMBER |
| | LAST NO. USED: 2 | |

| DWG STATUS DATE | STS | REV | N/P | CHG | ZONE | REVISION HISTORY | AUTH | DR | KP/CH 1 | KP/CH 2 |
|---|---|---|---|---|---|---|---|---|---|---|
| 10JA01 | R | 01 | - | - | | CLEARED REV COLUMN AND REDRAWN TO PD | 205425 | AMD | TRC | JP |
| 18FE04 | R | 02 | - | - | | ALL PARTS - 12.2 WAS 14.6, CORRECTED TO MATCH CONNECTOR PRINT | 251878 | MDH | JAA | DDG |
| 01SE04 | R | 03 | - | - | | REMOVED CUSTOMER NAMES | 257700 | M.M | M.M | BG |
| 30OC06 | R | 04 | - | - | | ALL PARTS-REMOVED SYMBOLS, UPDATED MATING BLADE INFO & UPDATED MODELS | 286106 | JEC | JEC | BG |

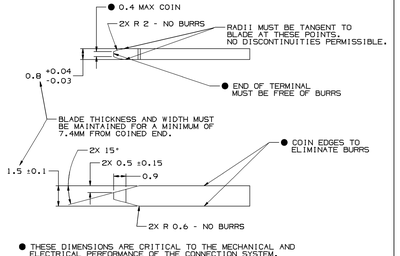


● THESE DIMENSIONS ARE CRITICAL TO THE MECHANICAL AND ELECTRICAL PERFORMANCE OF THE CONNECTION SYSTEM.

## MATERIAL SPECIFICATIONS

RECOMMENDED

BASE METAL - CDA-210, EXTRA SPRING TEMPER

- TIN PLATING (WHERE APPLICABLE TO 125°C MAX CONTINUOUS USAGE): 0.0050:0.0025 MM [200:100 µIN] ELECTROPLATED TIN.
- USAGE OF PLATING TYPES OTHER THAN RECOMMENDED MUST BE APPROVED BY DELPHI PACKARD ELECTRIC SYSTEMS ENGINEERING.

MINIMUMS

ELECTRICAL CONDUCTIVITY - >28% IACS AT 20 °C. USE OF A MATERIAL WITH CONDUCTIVITY <28% IACS MUST BE APPROVED BY PACKARD ELECTRIC MATERIALS ENGINEERING.

TENSILE STRENGTH - 430 - 480 MPa

UNDERPLATING FOR TIN PLATING - FOR BASE MATERIALS CONTAINING 10% OR MORE ZINC, AN UNDERPLATE OF COPPER 0.0025 MM [100 µIN] MINIMUM THICK IS REQUIRED.

PROCESSING LUBRICANT - ANY PROCESSING LUBRICANT REMAINING ON TERMINALS MUST NOT VARNISH OR DEGRADE THE ELECTRICAL PERFORMANCE OF THE CONNECTION UP TO A MAXIMUM TEMPERATURE OF 150°C. PROCESSING LUBRICANTS MUST BE APPROVED BY DELPHI PACKARD ELECTRIC SYSTEMS ENGINEERING.

## MATING BLADE INFORMATION

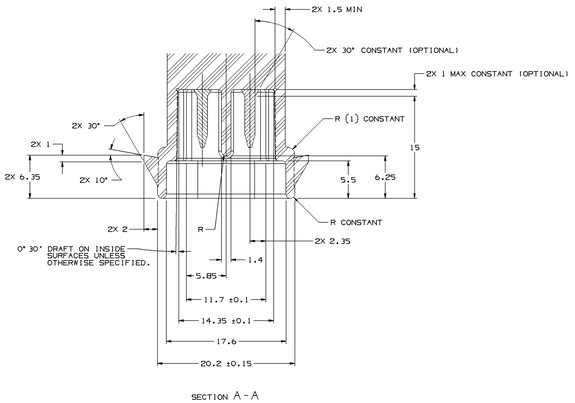


SECTION A-A

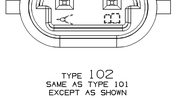


TYPE 102
SAME AS TYPE 101 EXCEPT AS SHOWN

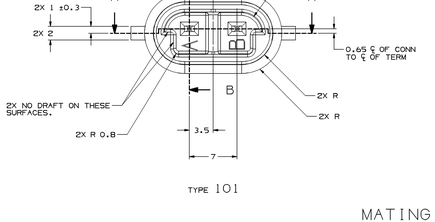


TYPE 101

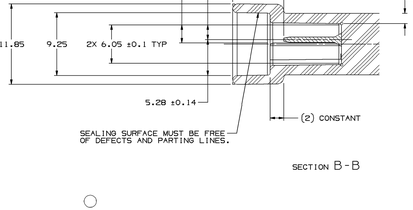


SECTION B-B

## MATING CONNECTOR INFORMATION

SCALE 5:1

INSPECTION SYMBOLS SHOWN IN THESE VIEWS ARE FOR REFERENCE ONLY

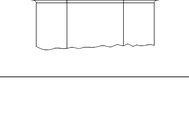

NOTES

1. UNLESS OTHERWISE SPECIFIED AND/OR INDICATED: DIMENSIONS ARE TO FACE OF VIEW SHOWN AND AUTOMATICALLY ROUNDED BY COMPUTER FOR INSPECTION (SEE MATH MODEL FOR PRECISE DIMENSIONS). FOR ALL OTHER DIMENSIONS NOT SHOWN BUT REQUIRED FOR TOOL BUILD, SEE MATH MODEL FOR PRECISE TOOL PATH DATA. ALL RADII 0.4 LOCKING FEATURES ARE IDENTICAL
2. WHEN USING THIS INFORMATION FOR A NEW DESING, REQUEST THE LATEST COPY OF THIS DRAWING FROM PACKARD ELECTRIC.
3. RECOMMENDED MATERIAL: GLASS REINFORCED NYLON OR POLYESTER.

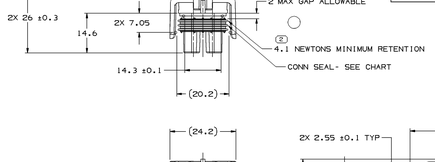


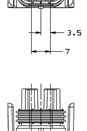


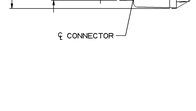

NOTES

1. UNLESS OTHERWISE SPECIFIED AND/OR INDICATED: DIMENSIONS ARE TO FACE OF VIEW SHOWN AND AUTOMATICALLY ROUNDED BY COMPUTER FOR INSPECTION (SEE MATH MODEL FOR PRECISE DIMENSIONS). FOR ALL OTHER DIMENSIONS NOT SHOWN BUT REQUIRED FOR TOOL BUILD, SEE MATH MODEL FOR PRECISE TOOL PATH DATA.
2. CONNECTOR TO ACEPTS THE FOLLOWING COMPONENTS OR EQUIVALENT: TPA 12124824 CAVITIES TO ACCEPT 12048074 TERMINAL OR EQUIVALENT.
3. MAX CABLE O.D. MUST BE LESS THAN 2.43.
4. WHEN PARTS ARE SHIPPED, THEY MUST BE PACKED IN PLASTIC BAGS OR SHIPPING CONTAINERS MUST BE LINED WITH PLASTIC LINERS. BAGS OR LINERS MUST BE SEALED TO AVOID ENTRY OF FOREING MATTER.
5. THIS ASM - DOES NOT HAVE A CPA FEATURE.

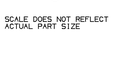

VIEW SCALE DOES NOT REFLECT ACTUAL PART SIZE

| PART NO | REV | N/P | STATUS | MATING CONN TYPE | CONN SEAL | TYPICAL CABLE SEAL | SEALING CODE | MATING PART |
|---|---|---|---|---|---|---|---|---|
| 12162018 | A5 | - | - | 101 | 12110212 | 12110213 OR EQUIV. | 1 | FUEL PUMP |
| 12162017 | A5 | - | - | 102 | 12066601 | 12048086 OR EQUIV. | 3 | V5 A/C COMPRESSOR |

DRAWING NUMBER 12162019
SIZE A1x3 | SCALE 2:1 | PAGE 2 OF 2 | SHEET 2 OF 2 | REV R | CHG 04 | N/P -

DWG TYPE: PART DRAWING
STYLE
VOLUME CONT | SYSTEM CODE: D

UNLESS OTHERWISE SPECIFIED
THIS DRAWING IS IN ACCORDANCE WITH ASME Y14.5M-1994 AS ADAPTED BY DELPHI ELECTRICAL SYSTEMS.
THE DIMENSIONS, NOTES AND SPECIFICATIONS ON THIS DRAWING ARE THE PROPERTY OF DELPHI PACKARD ELECTRIC SYSTEMS AND ARE TO BE USED EXCLUSIVELY IN CONNECTION WITH PRODUCTS BY DELPHI PACKARD ELECTRIC SYSTEMS OR OPTIONAL REFERENCE.

ALL DIMENSIONS ARE IN MILLIMETERS

REFERENCE

(1) PROCESS SENSITIVE DIMENSION

DIMENSIONS ENCLOSED IN () INDICATE REFERENCE DIMENSION, NO AS TOLERANCE LIMITS ARE ESTABLISHED

| ATMOSPHERIC ROOM (MM) | | |