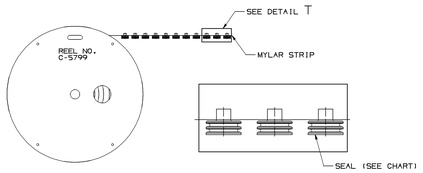


SEAL/MYLAR ASSEMBLY DETAIL

NOTES

1. THE MYLAR TAPE IS ONLY A CARRIER USED AS A PROCESS AID AND IS NOT PART OF THE FINAL HARNESS ASSEMBLY.
2. WHEN PARTS ARE SHIPPED, THEY MUST BE PACKED IN PLASTIC BAGS OR SHIPPING CONTAINERS MUST BE LINED WITH PLASTIC LINERS. BAGS OR LINERS MUST BE SEALED TO AVOID ENTRY OF FOREIGN MATTER.

SCALE NONE

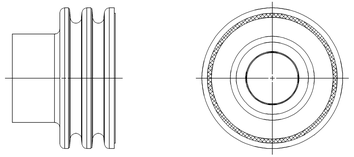

OPTIONAL CONSTRUCTION 1
(ANTI-STICK RING)

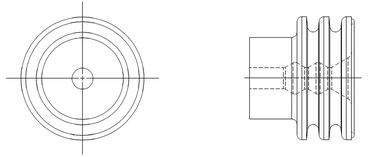

OPTIONAL CONSTRUCTION 2
THIS IS THE PREFERRED CONSTRUCTION FOR NEW TOOL BUILDS
(ANTI-STICK RING)

| SYMBOL DEFINITION | | | MISSING SYMBOLS |
|---|---|---|---|
| A DIMENSION WITHOUT AN INSPECTION REPORT SYMBOL (□) DOES NOT REQUIRE INSPECTION. IT MAY BE CONTROLLED ON THE INDIVIDUAL COMPONENT DRAWING. | TOTAL NO OF INSPECTIONS REQUIRED | 7 | NO MISSING SYMBOL NUMBER |
| | LAST NO. USED | 5 | |

| DWG STATUS DATE | STS | REV | N/P | CHG | ZONE | REVISION HISTORY | AUTH | DR | APVD 1 | APVD 2 |
|---|---|---|---|---|---|---|---|---|---|---|
| 16MD99 | R | 001 | - | - | - | REDRAWN TO PD | 990009 | JLZ | RCH | RH |
| 16MD99 | R | 002 | - | - | - | 15324993-97 - RELEASED | 990005 | JLZ | RCH | RH M |
| 07MD00 | R | 003 | - | - | - | 15324993-97 - REVISED | 202978 | JLZ | EAR | JR |
| 07MD00 | R | 004 | - | - | - | 15397197 - RELEASED | 000005 | HH | EAR | JR |
| 15MR04 | R | 05 | - | - | - | 12052668 & 12052387 PER NIN ENG BULTS1 ALL PARTS - UPDATED MATERIAL SPECS | 251587 | RH | RH | MP |
| 18MD04 | - | 06 | - | - | - | 12052387 & 12052668 - REVISED DRAWING CHART1 12052668 - REVISED DIM "D" | 261372 | JS | JS | MT |
| 03DC06 | R | 07 | - | - | - | ALL ACTIVE PARTS - ADDED SEALING RIBS VIEWS, OVERALL LENGTH LABEL, SEALING RIBS LABEL, ANTI-STICK RING OPTIONAL CONSTRUCTION 1 & 2 VIEWS AND DIMS 12 PLCS1; REMOVED OPTIONAL CONSTRUCTION 1 FROM TYPE 301 VIEW, ADDED TYPES 302-306 DIM DIA FOR TYPE 302, COLUMNS F & G AND REVISED DIMS 12 PLCS1 15324993-97 & 15397197 - MAT'L SPEC WAS M3466 & ADDED ALTERNATE MAT'L SPEC | 285215 | JBD | TRG | MPR |
| 08JH07 | R | 08 | - | - | - | 10730241, 15344951, 15344032 & 10730240 - ADDED PART NUMBERS AS MYLAR ASSEMBLIES | 400035 | JTV | TRG | MPR |

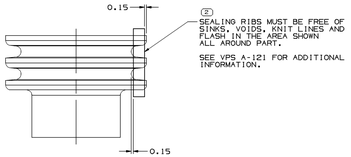


(2) SEALING RIBS MUST BE FREE OF SINKS, VOIDS, KNIT LINES AND FLASH IN THE AREA SHOWN ALL AROUND PART.

SEE VPS A-121 FOR ADDITIONAL INFORMATION.

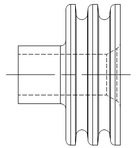

TYPE 302
SAME AS TYPE 301
EXCEPT AS SHOWN

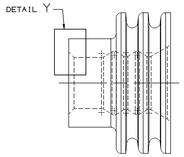


TYPE 303
SAME AS TYPE 301
EXCEPT AS SHOWN

DETAIL Y
SCALE 20:1

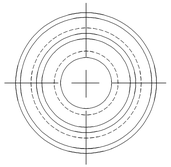

TYPE 301

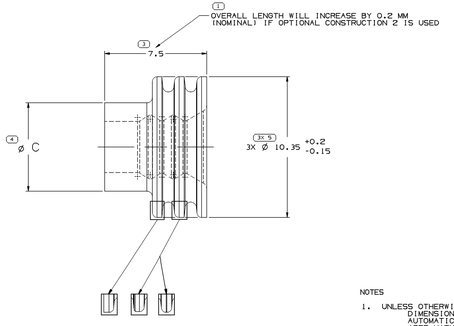


SEALING RIBS MAY DIFFER AS SHOWN

NOTES

1. UNLESS OTHERWISE SPECIFIED AND/OR INDICATED: DIMENSIONS ARE TO FACE OF VIEW SHOWN AND AUTOMATICALLY ROUNDED BY COMPUTER FOR INSPECTION. (SEE MATH MODEL FOR PRECISE DIMENSIONS.) FOR ALL OTHER DIMENSIONS NOT SHOWN BUT REQUIRED FOR TOOL BUILD, SEE MATH MODEL FOR PRECISE TOOL PATH DATA.
2. PARTS ARE TO BE PACKAGED IN SEALED PLASTIC BAGS. GROSS WEIGHT INCLUDING CARTON IS NOT TO EXCEED 34 POUNDS.
3. TO IMPROVE SEAL TO LEAD PROCESSING ON SLIPPERY OR SMOOTH CABLE INSULATION, THE APPLICATION ENGINEER MAY SPECIFY THE NEXT SMALLER SEAL SIZE P/N IN PLACE OF THE INDICATED SEAL FOR THE "CABLE O.D." LISTED IN THE CHART.

| PART ND | REV | N/P | STATUS | PART ND | REV | N/P | STATUS | MATERIAL SPECIFICATION | COLOR (REF ONLY) | ALTERNATE MATERIAL SPECIFICATION | TYPE | CABLE O.D. ±0.05 SEE NOTE #3 | C | VOL CM³ | EQUIVALENT CABLE SEAL |
|---|---|---|---|---|---|---|---|---|---|---|---|---|---|---|---|
| | | | | 15397197 | 01 | AB | | M3469002 | BLK | M3466002 | 301 | 4.5 - 3.61 | 6 | 0.305 | |
| 10730240 | 03 | AA | | 15324997 | 01 | AC | | M3469038 | TAN | M3466038 | 301 | 2.15-1.65 | 6 | 0.363 | 12077759 |
| 15344032 | 01 | AA | | 15324996 | 01 | AC | | M3469008 | BLU | M3466008 | 301 | 4.5-3.61 | 6 | 0.305 | 12052668 |
| 15344951 | 01 | AA | | 15324995 | 01 | AC | | M3469037 | DK RD | M3466037 | 301 | 2.85-2.01 | 6 | 0.357 | 12052388 |
| 10730241 | 01 | AA | | 15324994 | 01 | AC | | M3469003 | GRA | M3466003 | 301 | 3.75-2.81 | 6 | 0.335 | 12052387 |
| | | | | 15324993 | 01 | AC | | M3469007 | GRN | M3466007 | 301 | 5.15-4.4 | 6.5 | 0.293 | 12052386 |
| 12077760 | A2 | - | | 12077759 | B3 | - | | M2261029 | TAN | | 301 | 2.15-1.65 | 6 | 0.363 | 15324997 |
| 12052660 | A2 | - | | 12052668 | G2 | AB | | M3471008 | BLU | M2261008 | 301 | 4.5-3.61 | 6 | 0.305 | 15324996 |
| 12052659 | A2 | - | | 12052388 | A3 | - | | M2261019 | DK RD | - | 301 | 2.85-2.01 | 6 | 0.357 | 15324995 |
| 12052658 | A2 | - | | 12052387 | D3 | AB | | M3471003 | GRA | M2261012 | 301 | 3.75-2.81 | 6 | 0.335 | 15324994 |
| 12052657 | A2 | - | | 12052386 | A3 | - | | M2261001 | GRN | - | 301 | 5.15-4.4 | 6.5 | 0.293 | 15324993 |
| | | | | 12045772 | A2 | - | OBSOLETE | M2261001 | GRN | - | 302 | 4.21-3.5 | 4.25 | 0.275 | |

MYLAR & CABLE SEAL ASM — CABLE SEAL

| DRAWING NUMBER | | | | | | | |
|---|---|---|---|---|---|---|---|
| 12010295 | | | | | | | |
| SIZE | SCALE | IMAGE | NET SHEET | NET QTY | REV | CHG | SKP |
| A1x3 | 10:1 | 2 OF 2 | 3 OF | R | 08 | - | |

(5) PROCESS SENSITIVE DIMENSION

DIMENSIONS ENCLOSED IN () ARE REFERENCE DIMENSIONS AND NO TOLERANCE LIMITS ARE ESTABLISHED

| DIMENSIONAL RANGE (MM) | | | | | | | | OCTANT ±° |
|---|---|---|---|---|---|---|---|---|
| 0.00 | 3.00 | 6.00 | 30.00 | 120.00 | 400.00 | 1000.00 | 2000.00 | |
| TOLERANCE UNLESS OTHERWISE SPECIFIED | | | | | | | | |
| ±0.25 | ±0.50 | ±0.75 | ±1.00 | ±1.50 | ±2.00 | ±3.00 | ±4.00 | ±0.50 |
| ANGULAR TOLERANCE ±1° | | | | | | | | |

THIRD ANGLE PROJECTION

DO NOT SCALE — USE MATH DATA

DELPHI
DELPHI PACKARD ELECTRIC SYSTEMS
WARREN, OH

| | | DATE |
|---|---|---|
| DR | | |
| APVD1 | J. HOUGELMAN | 13JAN99 |
| APVD2 | T. MUDREY | 26JAN99 |
| APVD3 | A. HERMANN | 31JAN99 |
| APVD4 | | |
| APVD5 | | |

SUBSTANCES OF CONCERN AND RECYCLED CONTENT PER DELPHI (DPAPSD)

DRAWING TYPE: PART DRAWING
STYLE
VOLUME CONT: SEE CHART
SIZE: D

UNLESS OTHERWISE SPECIFIED

THIS DOCUMENT IS IN ACCORDANCE WITH ASME Y14.100-1994 AS INTERPRETED BY THE DELPHI SUBSYSTEM USE GUIDELINES. THIS DOCUMENT DEFINES THE NAME OF FEATURES BY BE BASED EXPLICITLY DEFINED AS OF SYSTEM REFERENCE.

ALL DIMENSIONS ARE IN MILLIMETERS

REFERENCE

DRAWING NAME: SEE CHART

TAXI SEAL CBL 1W M/P

| DRAWING NUMBER | | | | | | | |
|---|---|---|---|---|---|---|---|
| 12010295 | | | | | | | |
| SIZE | SCALE | IMAGE | NET SHEET | NET QTY | REV | CHG | SKP |
| A1x3 | 10:1 | 1 OF 2 | 3 OF | R | 08 | - | |

ISO 10054