SYMBOL DEFINITION	SYMBOL DEFINITION		MISSING SYMBOLS
A DIMENSION WITHOUT AN INSPECTION REPORT SYMBOL (▭) DOES NOT REQUIRE INSPECTION. IT MAY BE CONTROLLED ON THE INDIVIDUAL COMPONENT DRAWING.	TOTAL NO OF INSPECTIONS REQUIRED	36	NO MISSING SYMBOL NUMBER
	LAST NO. USED	25	

DWG STATUS					ZONE	REVISION HISTORY	AUTH	DR	APVD	APVD
DATE	STS	REV	SVP	DHR					1	2
13FE01	R	04	-	-		REVISION BLOCK - CLEARED, LOCK BACK HANLE REVISED, UNDERLINED "40". REVISED MATING COMPONENTS NOTE.	296234	JEB	JEB	CAM
05AD01	R	04	AA	-		UPDATED PDM ATTRIBUTES	215066	WRL	WRL	DLB
19AD02	R	04	AB	-		DIMENSION #404-405 ON TOO MADE REFERENCE; UPDATED MATERIAL TO "M" SPEC.	233544	AK	AK	MLP
19FE09	R	04	AC	-		ADDED OPTIONAL CONSTRUCTION VIEW	407400	PAC	CCB	PAC

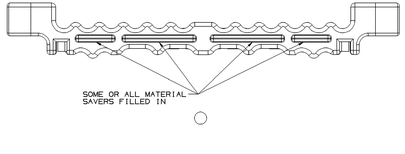

OPTIONAL CONSTRUCTION

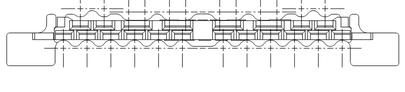

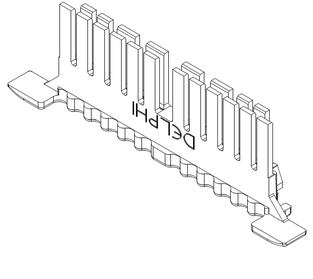

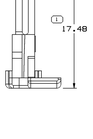

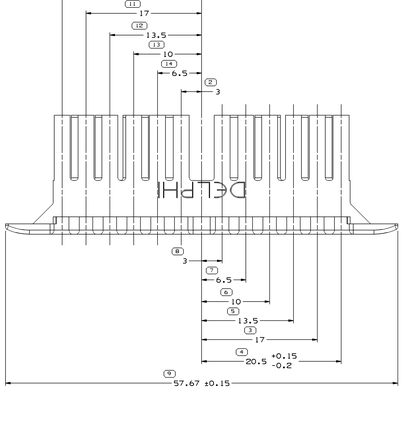

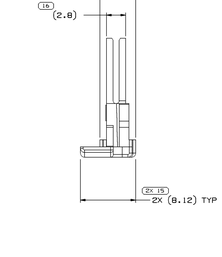

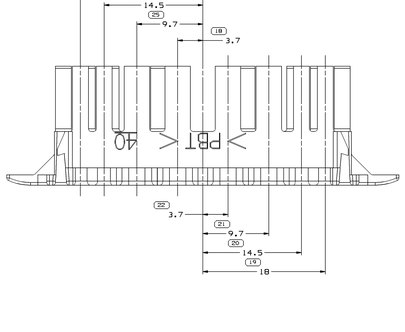

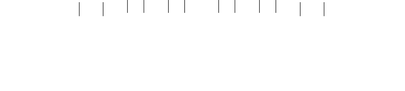

NOTES

1. UNLESS OTHERWISE SPECIFIED AND/OR INDICATED:
   DIMENSIONS ARE TO FACE OF VIEW SHOWN AND AUTOMATICALLY ROUNDED BY COMPUTER FOR INSPECTION (SEE MATH MODEL FOR PRECISE DIMENSIONS). FOR ALL OTHER DIMENSIONS NOT SHOWN BUT REQUIRED FOR TOOL BUILD, SEE MATH MODEL FOR PRECISE TOOL PATH DATA.

2. MATING COMPONENTS OR EQUIVALENT:
   CONNECTOR 15317694
   CONNECTOR 15305216
   CONNECTOR 15336417
   CONNECTOR 15392084
   CONNECTOR 15393743

3. MATERIAL RECYCLING CODE PER ISO 11469. (2.31X10.11 RAISED CHARACTERS AS SHOWN TO BE LOCATED ON ANY EXTERIOR SURFACE. OPTIONAL CONSTRUCTION TO BE NO MATERIAL RECYCLING CODE.

4. (2.31X10.11 RAISED DELPHI CORPORATE BRAND TO BE LOCATED ON ANY EXTERIOR SURFACE, PREFERABLY VISIBLE AT FINAL ASSEMBLY. OPTIONAL CONSTRUCTION TO BE "PED" OR NO LOGO.

5. THIS PRODUCT IS NOT CATEGORIZED AS AN APPEARANCE ITEM, MINOR IMPERFECTIONS INCLUDING, BUT NOT LIMITED TO, FLOW MARKS, COLOR BLEMISHES, GATE VESTIGE, AND SOFT FLASH THAT DO NOT AFFECT THE FIT, FORM, OR FUNCTION OF THE PART ARE PERMISSIBLE PER NAP 4.10-18.

DRAWING NUMBER							
15304841							
SIZE	SCALE	IMAGE SET	SHEET SET	SHEET	TOTAL	REV	SVP
A1x3	5:1	2 OF 2	1 OF 1	R	04	AC	

DIMENSIONS ENCLOSED IN ( ) INDICATE REFERENCE DIMENSION, NO 4G TOLERANCE LIMITS ARE ESTABLISHED									
( ) PROCESS SENSITIVE DIMENSION									
ANGULAR: MACH ± 0.5° BEND ± 0.5°									
DECIMAL PLACES	0	1	2	3	4	5	6	7	8
MACH ±	.5	.25	.13	.08	.05	.030	.020	.012	.007
BEND ±	1	.5	.25	.13	.08	.050	.030	.020	.012
UNLESS OTHERWISE SPECIFIED									
TOLERANCE ON LINEAR DIMENSIONS ± .13 (±3.3)									
ANGULAR TOLERANCE ±2°									

DWG TYPE	
PART DRAWING	
STYLE	
VOLUME (CM³) 1.460	SYSTEM CODE D

UNLESS OTHERWISE SPECIFIED

THIS DOCUMENT IS IN ACCORDANCE WITH ASME Y14.5M-1994 OR ANSI/ASME Y14.5M-1994 STANDARDS.
THE DIMENSIONS, TOLERANCES, AND PROPERTIES IN DRAWINGS AND RELATED DATUMS APPLY ONLY TO THE PART IN THE FORM OF A PRODUCTION PART AS DEFINED BY DELPHI. THE DRAWING IS NOT INTENDED TO IMPLY OPERATION OF LOCATION TOLERANCES, OR TO DEFINE THE FORM OF THE PART PRIOR TO ASSEMBLY, REGARDLESS OF DATUM REFERENCE.
ALL DIMENSIONS ARE IN MILLIMETERS

REFERENCE

THIRD ANGLE PROJECTION

DO NOT SCALE

SEE MATH DATA

NX

DELPHI

DELPHI PACKARD ELECTRICAL/ELECTRONIC ARCHITECTURE
WARREN, OH

	DATE
DR	
APVD1 E. MONCISVAIS	10DC96
APVD2 J. UGALDE G	10DC96
APVD3 J. SVETTE	10DC96
APVD4	
APVD5	

SUBSTANCES OF CONCERN: NO RECYCLED CONTENT PER DELPHI (DP4950).

MATERIAL
POLYESTER COMPOUND BLUE

DRAWING NAME
LOCK SECONDARY TPA GT 20

DRAWING NUMBER							
15304841							
SIZE	SCALE	IMAGE SET	SHEET SET	SHEET	TOTAL	REV	SVP
A1x3	5:1	1 OF 2	1 OF 1	R	04	AC	

I 15304841

Copyright © 2013 Delphi Automotive LLP (Luxembourg) All rights reserved.