



Important notes about Classic Panel Mount Indicator Catalog Pages

SCROLL DOWN TO VIEW CATALOG PAGE

This catalog page is out-of-print and is used with the understanding that the information shown could be out-of-date. In many cases, part numbers shown on this page are discontinued. Most notably, many “Complete Assembly” parts, which consist of a cap and a base, can no longer be ordered by the 14-digit ordering code. To obtain these parts, please order the cap and base part numbers separately. This process provides the components contained with the original “Complete Assembly” part number.

All Dialight Classic Panel Mount Indicators need a leading 3-digit numerical series. In some cases, this catalog will show a 2-digit series. In this case, please add a leading zero. For example, 81-0211-300 becomes 081-0211-300.

Part numbers listed on Dialight catalog pages designate parts with Red lenses. For ordering lens colors other than red, consult the chart below. In most cases, the color is dictated by the 7th digit. For example, 095-0932-003 for a green cap.

Lens Colors	
1 - Red	5 - White
2 - Green	6 - Light Yellow
3 - Yellow	7 - Clear
4 - Blue	

[Click here for a cross reference guide to assembly part numbers.](#)

[Click here to view Frequently Asked Questions concerning Panel Mount Indicators.](#)

SCROLL DOWN TO VIEW CATALOG PAGE

Miniature Incandescent Indicators

FOR MOUNTING IN 11/16 CLEARANCE HOLE
6V TO 120V OPERATION



**T-2
WITH TELEPHONE
SLIDE BASE**
(PSB type)

See lamp ratings
on page J.

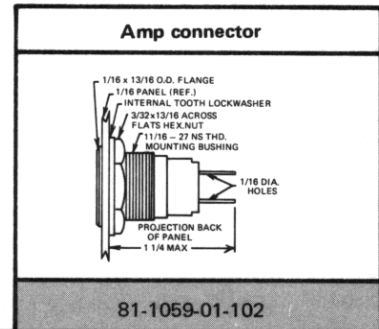


MATERIALS AND FINISHES


- **Mounting Bushing and Lens Holder:** Brass, white nickel finish. Optional—polished chrome.
- **Mounting Nut:** Steel, cadmium plated with yellow iridescent chromate finish.
- **Internal-tooth Lockwasher:** Steel, cadmium plated with yellow iridescent chromate finish.
- **Terminals:** Amp Connector No. 42198-2. Brass, white nickel finish. Leads may be soldered through holes provided in the contacts.
- **Lens Cap:** (52-, 95-, 135- Series)—High temperature plastic.

NOTE: To specify optional polished chrome finish, change the first digit of the catalog number suffix from "1" to "3". Example: 135-1059-3273-302.


WITH SCREW-IN LENS CAPS




**95 SERIES
52 SERIES
135 SERIES
81 SERIES**




95-1059-3171-102 Stovepipe lens




52-1059-3191-102 Stovepipe lens



135-1059-3271-102 Cylindrical lens



81-1059-0111-102 Convex lens



81-1059-0431-102 Faceted lens

BASE PART NUMBER

81-1059-01-102

BASE PART NUMBER	CAP PART NUMBERS	COMPLETE ASSEMBLY PART NUMBERS
	<p>STOVEPIPE 95-3171 translucent</p>	95-1059-3171-102
	<p>STOVEPIPE 52-3191 internal fluting</p>	52-1059-3191-102
	<p>CYLINDRICAL 135-3271 translucent</p>	135-1059-3271-102
	<p>CONVEX 81-0111-100 back frosted</p>	81-1059-0111-102
	<p>FACETED 81-0431-100 unfrosted</p>	81-1059-0431-102

Part numbers shown in gray are normally in inventory at your Dialight Distributor.

Order complete with lamp to be assured of receiving the indicator light and correct lamp together for immediate use.

For legends on flat faced lens, see page P.