



Important notes about Classic Panel Mount Indicator Catalog Pages

SCROLL DOWN TO VIEW CATALOG PAGE

This catalog page is out-of-print and is used with the understanding that the information shown could be out-of-date. In many cases, part numbers shown on this page are discontinued. Most notably, many "Complete Assembly" parts, which consist of a cap and a base, can no longer be ordered by the 14-digit ordering code. To obtain these parts, please order the cap and base part numbers separately. This process provides the components contained with the original "Complete Assembly" part number.

All Dialight Classic Panel Mount Indicators need a leading 3-digit numerical series. In some cases, this catalog will show a 2-digit series. In this case, please add a leading zero. For example, 81-0211-300 becomes 081-0211-300.

Part numbers listed on Dialight catalog pages designate parts with Red lenses. For ordering lens colors other than red, consult the chart below. In most cases, the color is dictated by the 7th digit. For example, 095-0932-003 for a green cap.

Lens Colors	
1 - Red	5 - White
2 - Green	6 - Light Yellow
3 - Yellow	7 - Clear
4 - Blue	

[Click here for a cross reference guide to assembly part numbers.](#)

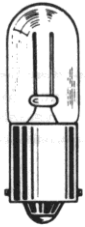
[Click here to view Frequently Asked Questions concerning Panel Mount Indicators.](#)

SCROLL DOWN TO VIEW CATALOG PAGE

OIL TIGHT Miniature Neon Indicators

FOR MOUNTING IN 11/16" CLEARANCE HOLE

When connecting a Neon Light to a circuit having one side grounded, always connect the hot side of the circuit to the terminal marked + (center contact).



T-3 1/4
B1A (NE-51)
B2A (NE-51H)
MINIATURE BAYONET BASE

See lamp ratings
on page L.

Recognized under the component
program of Underwriters'
Laboratories Inc.



MATERIALS AND FINISHES


- **Mounting Bushing:** Brass, white nickel finish. Optional, black nickel finish.
- **Lens Holder:** Brass, satin chrome finish. Optional, polished chrome or black nickel finish.
- **Internal-tooth-Lockwasher:** Phosphor bronze, white nickel finish.
- **Mounting Nut:** Brass, white nickel finish.

How to designate the three digit part number suffix (-XXX)

("Resistor" designations are given for B1A (NE-51) and B2A (NE-51H) Lamps.

FINISH	RESISTOR	HARDWARE
-2 black nickel	1-22K	3-water-tight, oil tight on the face of the panel
-3 polished chrome	3-33K	
-4 satin chrome	4-56K	
	6-68K	
	7-100K	

Note: The part numbers given in this catalog indicate standard indicator lights. The above table provides the standard and optional designations for Finish and Resistor where appropriate.



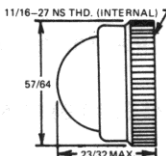
123-5863-1231-463
Dome lens

123 SERIES

	screw terminals	soldering terminals	quick connect terminals

BASE PART NUMBERS →

CAP PART NUMBERS	VOLTAGES	LAMP	COMPLETE ASSEMBLY PART NUMBERS		
	105-125V AC-DC	B1A	123-1308-12-143	123-0408-12-143	123-5708-12-143
	110-125VAC	B2A	123-1363-12-113	123-0463-12-113	123-5763-12-113
	210-250V AC-DC	B2A	123-9363-12-163	123-9463-12-163	123-5863-12-163
	105-125V AC-DC	B1A	123-1308-1231-443	123-0408-1231-443	123-5708-1231-443
	110-125VAC	B2A	123-1363-1231-413	123-0463-1231-413	123-5763-1231-413
	210-250V AC-DC	B2A	123-9363-1231-463	123-9463-1231-463	123-5863-1231-463



DOMES
123-1231-403
unfrosted

Part numbers listed in this catalog designate products with RED lens. For ordering lens colors other than red, consult chart on page 1E.