



Important notes about Classic Panel Mount Indicator Catalog Pages

SCROLL DOWN TO VIEW CATALOG PAGE

This catalog page is out-of-print and is used with the understanding that the information shown could be out-of-date. In many cases, part numbers shown on this page are discontinued. Most notably, many “Complete Assembly” parts, which consist of a cap and a base, can no longer be ordered by the 14-digit ordering code. To obtain these parts, please order the cap and base part numbers separately. This process provides the components contained with the original “Complete Assembly” part number.

All Dialight Classic Panel Mount Indicators need a leading 3-digit numerical series. In some cases, this catalog will show a 2-digit series. In this case, please add a leading zero. For example, 81-0211-300 becomes 081-0211-300.

Part numbers listed on Dialight catalog pages designate parts with Red lenses. For ordering lens colors other than red, consult the chart below. In most cases, the color is dictated by the 7th digit. For example, 095-0932-003 for a green cap.

Lens Colors	
1 - Red	5 - White
2 - Green	6 - Light Yellow
3 - Yellow	7 - Clear
4 - Blue	

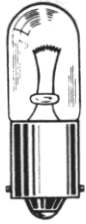
[Click here for a cross reference guide to assembly part numbers.](#)

[Click here to view Frequently Asked Questions concerning Panel Mount Indicators.](#)

SCROLL DOWN TO VIEW CATALOG PAGE

OIL TIGHT Miniature Incandescent Indicators


FOR MOUNTING IN 1/16" CLEARANCE HOLE



T-3 1/4
MINIATURE
BAYONET BASE

See lamp ratings
on page K.

Recognized under the component
program of Underwriters'
Laboratories Inc.



123-1310-1231-403
Dome lens

For materials and finishes of products
in this group, see preceding page.

123 SERIES


BASE PART NUMBERS

screw terminals	soldering terminals	quick connect terminals
123-1310-12-103	123-0410-12-103	123-5710-12-103

CAP PART NUMBERS

COMPLETE ASSEMBLY PART NUMBERS

<p>DOMES</p> <p>123-1211-403 back frosted</p> <p>123-1231-403 unfrosted</p>	123-1310-1211-403	123-0410-1211-403	123-5710-1211-403
	123-1310-1231-403	123-0410-1231-403	123-5710-1231-403



218-0410-0131-403
Convex lens with inserted film disc

218 SERIES 124 SERIES

BASE PART NUMBERS

screw terminals	soldering terminals	quick connect terminals
124-1310-01-103	124-0410-01-103	124-5710-01-103

CAP PART NUMBERS

COMPLETE ASSEMBLY PART NUMBERS

<p>CONVEX</p> <p>† 218-0131-403 unfrosted (with disc)</p> <p>124-0111-403 back frosted (without disc)</p>	† 218-1310-0131-403	† 218-0410-0131-403	† 218-5710-0131-403
	124-1310-0111-403	124-0410-0111-403	124-5710-0111-403

† See "Legend Film Discs" on page 1E.

Part numbers listed in this catalog designate products with RED lens.
For ordering lens colors other than red, consult chart on page 1E.