



Important notes about Classic Panel Mount Indicator Catalog Pages

SCROLL DOWN TO VIEW CATALOG PAGE

This catalog page is out-of-print and is used with the understanding that the information shown could be out-of-date. In many cases, part numbers shown on this page are discontinued. Most notably, many "Complete Assembly" parts, which consist of a cap and a base, can no longer be ordered by the 14-digit ordering code. To obtain these parts, please order the cap and base part numbers separately. This process provides the components contained with the original "Complete Assembly" part number.

All Dialight Classic Panel Mount Indicators need a leading 3-digit numerical series. In some cases, this catalog will show a 2-digit series. In this case, please add a leading zero. For example, 81-0211-300 becomes 081-0211-300.

Part numbers listed on Dialight catalog pages designate parts with Red lenses. For ordering lens colors other than red, consult the chart below. In most cases, the color is dictated by the 7th digit. For example, 095-0932-003 for a green cap.

Lens Colors	
1 - Red	5 - White
2 - Green	6 - Light Yellow
3 - Yellow	7 - Clear
4 - Blue	

[Click here for a cross reference guide to assembly part numbers.](#)

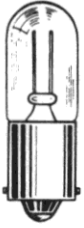
[Click here to view Frequently Asked Questions concerning Panel Mount Indicators.](#)

SCROLL DOWN TO VIEW CATALOG PAGE

OIL TIGHT Miniature Neon Indicators

FOR MOUNTING IN 1/16" CLEARANCE HOLE

When connecting a Neon Light to a circuit having one side grounded, always connect the hot side of the circuit to the terminal marked + (center contact).




T-3 1/4
B1A (NE-51)
B2A (NE-51H)
MINIATURE BAYONET BASE

See lamp ratings
on page L.

Recognized under the component
program of Underwriters'
Laboratories Inc.

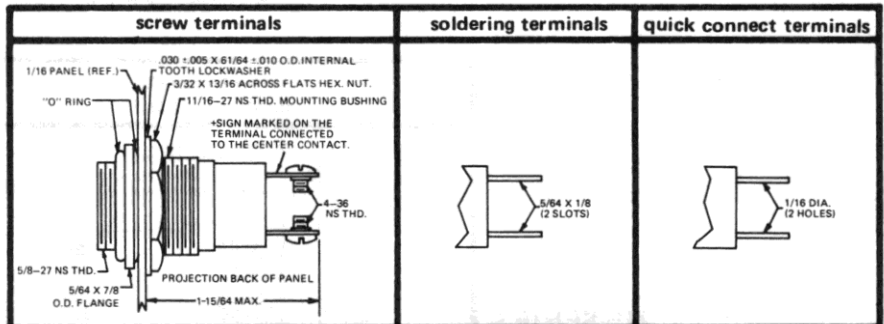


For materials and finishes of products
in this group, see preceding page.



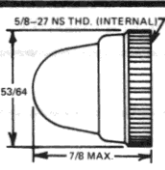
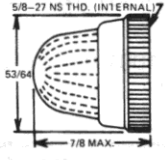
125-0408-1131-443
Stovepipe lens

125 SERIES



BASE PART NUMBERS →

			screw terminals	soldering terminals	quick connect terminals
105-125V AC-DC	B1A	125-1308-11-143	125-0408-11-143	125-5708-11-143	
110-125VAC	B2A	125-1363-11-113	125-0463-11-113	125-5763-11-113	
210-250V AC-DC	B2A	125-9363-11-163	125-9463-11-163	125-5863-11-163	

CAP PART NUMBERS	VOLTAGES	LAMP	COMPLETE ASSEMBLY PART NUMBERS		
 <p>STOVEPIPE 125-1131-403 unfrusted</p>	105-125V AC-DC	B1A	125-1308-1131-443	125-0408-1131-443	125-5708-1131-443
	110-125VAC	B2A	125-1363-1131-413	125-0463-1131-413	125-5763-1131-413
	210-250V AC-DC	B2A	125-9363-1131-463	125-9463-1131-463	125-5863-1131-463
 <p>STOVEPIPE 125-1191-403 internal fluting</p>	105-125V AC-DC	B1A	125-1308-1191-443	125-0408-1191-443	125-5708-1191-443
	110-125VAC	B2A	125-1363-1191-413	125-0463-1191-413	125-5763-1191-413
	210-250V AC-DC	B2A	125-9363-1191-463	125-9463-1191-463	125-5863-1191-463

Order complete with lamp to be assured of receiving the indicator light and correct lamp together for immediate use.

Part numbers shown in gray are normally in inventory at your Dialight Distributor.