



Important notes about Classic Panel Mount Indicator Catalog Pages

SCROLL DOWN TO VIEW CATALOG PAGE

This catalog page is out-of-print and is used with the understanding that the information shown could be out-of-date. In many cases, part numbers shown on this page are discontinued. Most notably, many “Complete Assembly” parts, which consist of a cap and a base, can no longer be ordered by the 14-digit ordering code. To obtain these parts, please order the cap and base part numbers separately. This process provides the components contained with the original “Complete Assembly” part number.

All Dialight Classic Panel Mount Indicators need a leading 3-digit numerical series. In some cases, this catalog will show a 2-digit series. In this case, please add a leading zero. For example, 81-0211-300 becomes 081-0211-300.

Part numbers listed on Dialight catalog pages designate parts with Red lenses. For ordering lens colors other than red, consult the chart below. In most cases, the color is dictated by the 7th digit. For example, 095-0932-003 for a green cap.

Lens Colors	
1 - Red	5 - White
2 - Green	6 - Light Yellow
3 - Yellow	7 - Clear
4 - Blue	

[Click here for a cross reference guide to assembly part numbers.](#)

[Click here to view Frequently Asked Questions concerning Panel Mount Indicators.](#)

SCROLL DOWN TO VIEW CATALOG PAGE

WATER-TIGHT Incandescent Indicators

with RETAINED O-RING SEALS – TWO TERMINALS - FULLY INSULATED

WATER-TIGHT, OIL-TIGHT, DUST-TIGHT ON THE FACE OF THE PANEL

For mounting in 15/32" clearance hole



T-1 3/4
MIDGET
FLANGE BASE

See lamp ratings
on page J.


MEET OR EXCEED ENVIRONMENTAL AND OPERATIONAL REQUIREMENTS
OF MIL-L-6723 AND MIL-L-3661B

Assemblies with Mechanical Dimmer Caps provide adjustable intensity of light emission: Rotatable shutters decrease the size of 3 triangular openings from maximum light to complete blackout. In "complete blackout" no light is emitted. In "semi-blackout," the shutters have a small permanent central opening which permits a spot of light to reach the lens. This prevents missing a danger signal when the shutters are inadvertently closed.

MATERIALS AND FINISHES

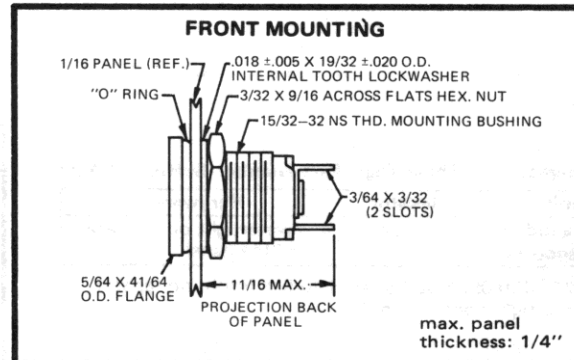
- Mounting Bushing: Brass, black nickel finish.
- Mounting Nut: Brass, white nickel finish.
- Internal-tooth Lockwasher: Phosphor bronze, white nickel finish.
- Terminals: Brass, hot tinned with elongated slot.

DIMMER TYPE



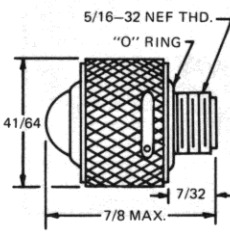
174-8430-0111-203
175-8430-0111-203

174 SERIES
175 SERIES



BASE PART NUMBERS

101-8430-09-203

CAP PART NUMBERS	COMPLETE ASSEMBLY PART NUMBERS
 <p>CONVEX Mech. Dimmer— Complete Blackout 174-0131-203 unfrosted</p>	174-8430-0131-203
174-0111-203 back frosted	174-8430-0111-203
Mech. Dimmer— Semi Blackout 175-0131-203 unfrosted	175-8430-0131-203
175-0111-203 back frosted	175-8430-0111-203

Part numbers listed in this catalog designate products with RED lens. For ordering lens colors other than red, consult chart on page 4C.

Part numbers shown in gray are normally in inventory at your Dialight Distributor.

Order complete with lamp to be assured of receiving the indicator light and correct lamp together for immediate use.