



## **Important notes about Classic Panel Mount Indicator Catalog Pages**

### **SCROLL DOWN TO VIEW CATALOG PAGE**

This catalog page is out-of-print and is used with the understanding that the information shown could be out-of-date. In many cases, part numbers shown on this page are discontinued. Most notably, many "Complete Assembly" parts, which consist of a cap and a base, can no longer be ordered by the 14-digit ordering code. To obtain these parts, please order the cap and base part numbers separately. This process provides the components contained with the original "Complete Assembly" part number.

All Dialight Classic Panel Mount Indicators need a leading 3-digit numerical series. In some cases, this catalog will show a 2-digit series. In this case, please add a leading zero. For example, 81-0211-300 becomes 081-0211-300.

Part numbers listed on Dialight catalog pages designate parts with Red lenses. For ordering lens colors other than red, consult the chart below. In most cases, the color is dictated by the 7<sup>th</sup> digit. For example, 095-0932-003 for a green cap.

Lens Colors	
1 - Red	5 - White
2 - Green	6 - Light Yellow
3 - Yellow	7 - Clear
4 - Blue	

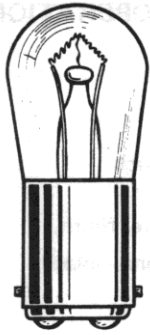
[Click here for a cross reference guide to assembly part numbers.](#)

[Click here to view Frequently Asked Questions concerning Panel Mount Indicators.](#)

### **SCROLL DOWN TO VIEW CATALOG PAGE**

# Large Incandescent Indicators

WITH MECHANICAL DIMMER CAPS  
FOR MOUNTING IN 1" CLEARANCE HOLE  
FOR 24 TO 250V OPERATION



S-6  
DOUBLE CONTACT  
BAYONET BASE


See lamp ratings  
on page K.

Recognized under the component  
program of Underwriters'  
Laboratories Inc.

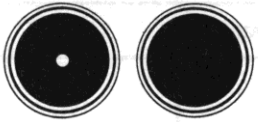
75W., 125V.



**MECHANICAL DIMMER CAPS**  
provide adjustable intensity  
of light emission.




OPEN PARTLY CLOSED



SEMI-BLACKOUT COMPLETE BLACKOUT

210 SERIES  
209 SERIES

BASE PART NUMBERS



210-3202-0111-201  
Convex lens

**MECHANICAL DIMMER  
WITH SCREW-ON LENS CAP**

		solder terminal	screw terminal
		61-3402-02-201	61-3202-02-201
CAP PART NUMBERS	COMPLETE ASSEMBLY PART NUMBERS		
<p><b>CONVEX</b> Mech. Dimmer 210-0111-200 back frosted, semi-blackout 209-0111-200 back frosted, complete blackout</p>	210-3402-0111-201		210-3202-0111-201
	209-3402-0111-201		209-3202-0111-201

Order complete with lamp to be assured of receiving the  
indicator light and correct lamp together for immediate use.

**WATER-TIGHT CONSTRUCTION:** The assemblies on this page may be made  
water-tight on the face of the panel. To specify, change the last digit in the catalog  
number suffix to 3. Example: 210-3202-0111-203.