



Important notes about Classic Panel Mount Indicator Catalog Pages

SCROLL DOWN TO VIEW CATALOG PAGE

This catalog page is out-of-print and is used with the understanding that the information shown could be out-of-date. In many cases, part numbers shown on this page are discontinued. Most notably, many “Complete Assembly” parts, which consist of a cap and a base, can no longer be ordered by the 14-digit ordering code. To obtain these parts, please order the cap and base part numbers separately. This process provides the components contained with the original “Complete Assembly” part number.

All Dialight Classic Panel Mount Indicators need a leading 3-digit numerical series. In some cases, this catalog will show a 2-digit series. In this case, please add a leading zero. For example, 81-0211-300 becomes 081-0211-300.

Part numbers listed on Dialight catalog pages designate parts with Red lenses. For ordering lens colors other than red, consult the chart below. In most cases, the color is dictated by the 7th digit. For example, 095-0932-003 for a green cap.

Lens Colors	
1 - Red	5 - White
2 - Green	6 - Light Yellow
3 - Yellow	7 - Clear
4 - Blue	

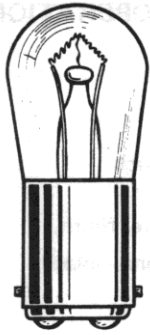
[Click here for a cross reference guide to assembly part numbers.](#)

[Click here to view Frequently Asked Questions concerning Panel Mount Indicators.](#)

SCROLL DOWN TO VIEW CATALOG PAGE

Large Incandescent Indicators

WITH MECHANICAL DIMMER CAPS
FOR MOUNTING IN 1" CLEARANCE HOLE
FOR 24 TO 250V OPERATION



S-6
DOUBLE CONTACT
BAYONET BASE

See lamp ratings
on page K.

Recognized under the component
program of Underwriters'
Laboratories Inc.


75W., 125V.



These series indicator lights meet or exceed requirements of MIL-L-3661.


MATERIALS AND FINISHES

- **Mounting Bushing and Lens Holder:** Brass, black nickel finish.
- **Knurled Flange Ring:** Brass, black nickel finish.
- **Mounting Nut:** Brass, white nickel finish.
- **Internal-tooth Lockwasher:** Phosphor bronze, white nickel finish.
- **Terminals:** Solder — brass, hot tinned with elongated slot.
Screw—brass, white nickel finish.



210-3202-0111-201
Convex lens

MECHANICAL DIMMER CAPS
provide adjustable intensity
of light emission.



210 SERIES
209 SERIES

MECHANICAL DIMMER WITH SCREW-ON LENS CAP

		solder terminal	screw terminal
		61-3402-02-201	61-3202-02-201
BASE PART NUMBERS		COMPLETE ASSEMBLY PART NUMBERS	
CAP PART NUMBERS			
	<p>CONVEX Mech. Dimmer</p> <p>210-0111-200 back frosted, semi-blackout</p> <p>209-0111-200 back frosted, complete blackout</p>	<p>210-3402-0111-201</p> <p>209-3402-0111-201</p>	<p>210-3202-0111-201</p> <p>209-3202-0111-201</p>

Order complete with lamp to be assured of receiving the
indicator light and correct lamp together for immediate use.

WATER-TIGHT CONSTRUCTION: The assemblies on this page may be made
water-tight on the face of the panel. To specify, change the last digit in the catalog
number suffix to 3. Example: 210-3202-0111-203.