



Important notes about Classic Panel Mount Indicator Catalog Pages

SCROLL DOWN TO VIEW CATALOG PAGE

This catalog page is out-of-print and is used with the understanding that the information shown could be out-of-date. In many cases, part numbers shown on this page are discontinued. Most notably, many "Complete Assembly" parts, which consist of a cap and a base, can no longer be ordered by the 14-digit ordering code. To obtain these parts, please order the cap and base part numbers separately. This process provides the components contained with the original "Complete Assembly" part number.

All Dialight Classic Panel Mount Indicators need a leading 3-digit numerical series. In some cases, this catalog will show a 2-digit series. In this case, please add a leading zero. For example, 81-0211-300 becomes 081-0211-300.

Part numbers listed on Dialight catalog pages designate parts with Red lenses. For ordering lens colors other than red, consult the chart below. In most cases, the color is dictated by the 7th digit. For example, 095-0932-003 for a green cap.

Lens Colors	
1 - Red	5 - White
2 - Green	6 - Light Yellow
3 - Yellow	7 - Clear
4 - Blue	

[Click here for a cross reference guide to assembly part numbers.](#)

[Click here to view Frequently Asked Questions concerning Panel Mount Indicators.](#)

SCROLL DOWN TO VIEW CATALOG PAGE

Incandescent Indicators for Translucent Panel Edge Lighting

for use with MIL-P-7788 Plastic Panels


FOR FRONT MOUNTING IN 15/32" CLEARANCE HOLE



**T-1 3/4
MIDGET
FLANGE BASE**

See lamp ratings
on page J.

**MS25010 – REVISION D
MIL-L-3661B**



271-8430-0111-702
MS25010C11B
LH92/1; LC34EN2/DO2

Meet all applicable requirements of
MIL-L7806, MIL-L-3661B & MS25010 – Revision D.

NOTE: Revision E dated 5 February 1971 made MS25010 inactive. Assemblies with the Type C Indicator Base were superseded by LH92/1 and LC34 Series per MIL-L-3661 /51 and /34. No superseding assemblies were offered for those using the Type A and B Base. However, due to the popularity of these MS assemblies and to facilitate your future procurement, we have continued to list these assemblies, the comparable Military Type designations and the Dialight Part Numbers.

TWO TERMINALS – FULLY INSULATED

These indicators are designed to emit light through a colored filter radially into the plastic plate. A resilient light seal washer (light trap) insures against light loss at the front of the panel.

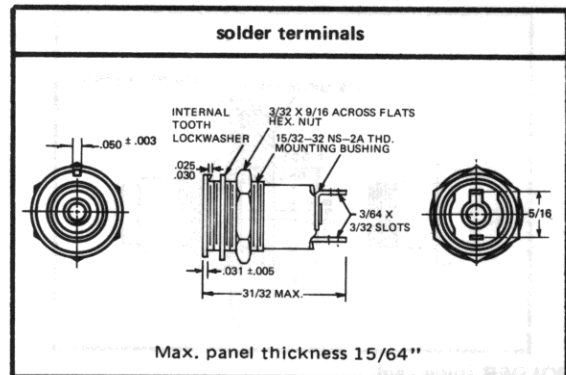
MATERIALS AND FINISHES

- **Mounting Bushing:** Brass, cadmium plated with yellow iridescent chromate finish.
- **Hardware:** Internal-tooth lockwasher and hex mounting nut— Steel, cadmium plated with yellow iridescent chromate finish.
- **Terminals:** Solder – Brass, hot-tinned, with elongated slots.

Anti-rotation Notch on face of flange prevents rotation of unit while nut is being tightened.

Note: On all units, the shank of the lens holder is crimped in 3 evenly spaced places to secure the lamp.

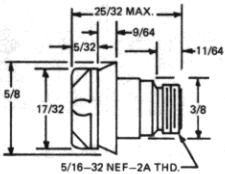
QPL LISTED



HOLDER (filter cap) ASSEMBLY PART NUMBERS

BASE PART NUMBERS

Part number	MIL-L-3661 number	Top color	Filter color	Light seal washer-opaque	COMPLETE ASSEMBLY PART NUMBERS	
					Part number ■	* Military Std. Dwg. No. ■
271-0111	LC34EN2/DO2	Black	Red	Black	271-8430-0111-702	MS25010C11B
271-0171	LC34CN2/DO2	Black	Clear	Black	271-8430-0171-702	MS25010C12B
271-3111	LC34EN2/EN2	Red	Red	Black	271-8430-3111-702	MS25010C13B
271-3171	—	Red	Clear	Black	271-8430-3171-702	MS25010C14B
271-0212	LC34EN2/SO2	Gray	Red	Gray	271-8430-0212-702	MS25010C15B
271-0272	LC34CN2/SO2	Gray	Clear	Gray	271-8430-0272-702	MS25010C16B



* To designate an assembly by MS number complete with MS25237-327 or MS25237-328 lamp requires the call out and addition of the lamp number to the MS number suffix.

Examples: MS25010C11B327; MS25010C14B328. There is no MS designation of the assembly complete with other lamps listed.

■ The complete assembly will be marked with MS part number for Mounting Base only.

Part numbers shown in gray are normally in inventory at your Dialight Distributor.